


CHEMBIND



Product Catalog 202

1


- 01** **Monosaccharides**
- 02** **Metabolic Probe Regents**
- 03** **Oligosaccharides**
- 04** **Sugar Nucleotides**
- 05** **Nucleotides**
- 06** **Glyco-enzymes**
- 07** **Glycolipids**
- 08** **Glycopeptides**
- 09** **SGP Products**
- 10** **Metabolite Glucuronide**



11**N-Glycan oxazoline****12****Important Glycans**

- O-Mannose Glycans Containing Sulfated or Non-Sulfated HNK-1 Epitope
- O-Mannose Glycans
- High Mannose Glycans
- Lacto-Series
- Human Milk Oligosaccharides (HMOs)
- N-Glycans
- O-Glycans
- Tandem Epitopes Glycans
- Blood Group Antigens

13**Ketoses and Phosphorylated Ketopentoses (Rare Sugar)****14****Fluorinated Compounds****15****Enzymes substrates****16****Isotope Labeled Compounds****17****New Products****Contents**

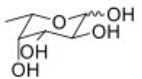
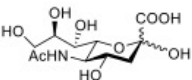
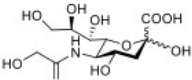
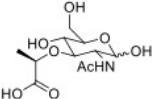
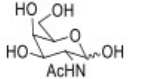
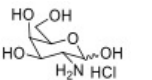
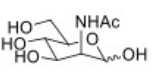
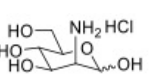
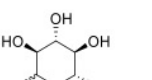
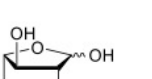
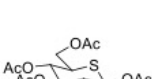
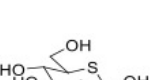




01

Monosaccharides

01 Monosaccharides

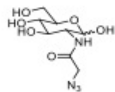
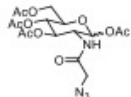
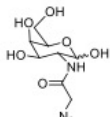
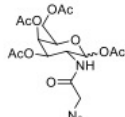
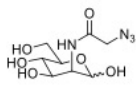
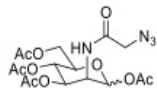
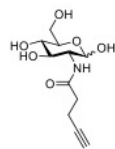
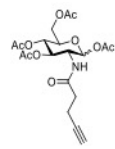
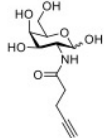
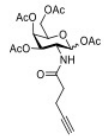
Catalog	CAS#	Structure	M.F	M. W	Name	Synonyms	Purity	Package
CBMON00001	2438-80-4; 6696-41-9		C ₆ H ₁₂ O ₅	164.16	L-Fucose	6-Deoxy-L-galactose; L-(-)Rhodose	Min 95%	5 g 10 g 25 g
CBMON00002	131-48-6		C ₁₁ H ₁₉ NO ₉	309.27	N-Acetylneuraminic acid	Sialic acid; NANA; Neu5Ac	Min 95%	10 g 50 g 100 g
CBMON00003	1113-83-3		C ₁₁ H ₁₉ NO ₁₀	325.27	N-Glycolylneuraminic acid	Neu5Gc	Min 95%	25 mg 50 mg 100 mg
CBMON00004	10597-89-4		C ₁₁ H ₁₉ NO ₈	293.27	N-Acetylmuramic acid	2-Acetamido-2-deoxy-3-O-(D-1-carboxyethyl)-D-glucopyranose; MurNAc; NAMA	Min 95%	100 mg 250 mg 500 mg
CBMON00005	1811-31-0; 14215-68-0		C ₈ H ₁₅ NO ₆	221.21	N-Acetyl-D-galactosamine	Acetamino-2-deoxy-α-D-galactopyranose; N-	Min 95%	10 g 25 g 50 g
CBMON00006	1772-03-8		C ₆ H ₁₃ NO ₅ HCl	215.63	D-Galactosamine HCl	Acetylchondrosamine 2-Amino-2-deoxy-D-galactopyranose; Chondrosamine; D-Chondrosamine Hydrochloride	Min 95%	10 g 50 g 100 g
CBMON00007	7772-94-3; 3615-17-6; 4773-29-9		C ₈ H ₁₅ NO ₆	221.21	N-Acetyl-D-mannosamine	2-Acetamido-2-deoxy-D-mannose monohydrate; 2-Acetamido-2-deoxy-D-mannopyranose	Min 95%	5 g 25 g 100 g
CBMON00008	5505-63-5		C ₆ H ₁₃ NO ₅ HCl	215.63	D-Mannosamine HCl	2-Amino-2-deoxy-D-mannose HCl	Min 95%	5 g 10 g 25 g
CBMON00009	921-60-8		C ₆ H ₁₂ O ₆	180.16	L-Glucose		Min 95%	5 g 10 g 25 g
CBMON00010	13039-56-0		C ₅ H ₁₀ O ₄	134.13	5-Deoxy-L-arabinose		Min 95%	100 mg 250 mg 500 mg
CBMON00011	67561-97-1		C ₁₆ H ₂₃ NO ₉ S	405.42	2-Acetamido-1,3,4,6-tetra-O-acetyl-2-deoxy-5-thio-α-D-glucopyranose		Min 95%	10mg 50mg 100mg
CBMON00012	67561-96-0		C ₈ H ₁₅ NO ₅ S	237.27	2-Acetamido-2-deoxy-5-thio-α-D-glucopyranose		Min 95%	10 mg 50 mg 100 mg



02

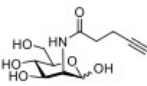
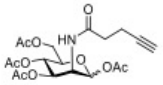
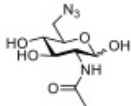
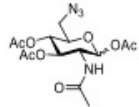
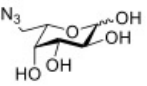
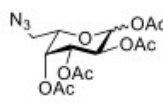
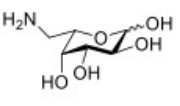
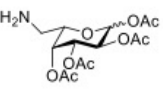
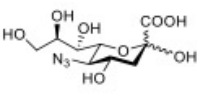
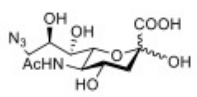
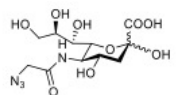
Metabolic Probe Regents

02 Metabolic Probe Regents

Catalog	CAS#	Structure	M.F	M.W	Name	Synonyms	Purity	Package
CBMPR00001	1384117-59-2; 1279573-92-0; 92659-90-0		C ₈ H ₁₄ N ₄ O ₆	262.22	N- Azidoacetylglucos- amine	GlcNAz tetraacetate; 1,3,4,6-Tetra-O- acetyl-N-azidoacetyl- D-glucosamine; Ac ₄ GlcNAz	Min 95%	5 mg 10 mg 25 mg
CBMPR00002	98924-81- 3;857677-98-6; 1279573-99-7		C ₁₆ H ₂₂ N ₄ O ₁₀	430.37	1,3,4,6-Tetra-O- acetyl-N- azidoacetylglucosa- mine	GlcNAz; 2-[(2- azidoacetyl)amino]-2- deoxy-D- glucopyranose	Min 95%	50 mg 100 mg 250 mg
CBMPR00003	1085180-69-3; 869186-83-4		C ₈ H ₁₄ N ₄ O ₆	262.22	N- Azidoacetylgalacto- samine	GlcNAz tetraacetate; 1,3,4,6-Tetra-O- acetyl-N-azidoacetyl- D-galactosamine; Ac ₄ GlcNAz	Min 95%	10 mg 25 mg 50 mg
CBMPR00004	653600-56-7; 1404472-50-9; 1429917-77-0		C ₁₆ H ₂₂ N ₄ O ₁₀	430.37	1,3,4,6-Tetra-O- acetyl-N- azidoacetylgalacto- samine	GalNAz; 2-[(2- azidoacetyl)amino]-2- deoxy-D- galactopyranose	Min 95%	25 mg 50 mg 100 mg
CbMPR00005	361154-23-6; 1971934-97-0		C ₈ H ₁₄ N ₄ O ₆	262.22	N- Azidoacetylmanno- samine	ManNAz; 2-[(2- azidoacetyl)amino]-2- deoxy-D-mannose	Min 95%	25 mg 50 mg 100 mg
CBMPR00006	361154-30-5; 1094268-54-8		C ₁₆ H ₂₂ N ₄ O ₁₀	430.37	1,3,4,6-Tetra-O- acetyl-N- azidoacetylmanno- samine	ManNAz tetraacetate; 1,3,4,6-Tetra-O- acetyl-N-azidoacetyl- D-mannosamine	Min 95%	25 mg 50 mg 100 mg
CBMPR00007	1635433-54-3; 1635433-51-0		C ₁₁ H ₁₇ NO ₆	259.26	2-deoxy-2-[(1-oxo- 4-pentyn-1- yl)amino]-D- Glucopyranose	GlcNAI	Min 95%	5 mg 25 mg 100 mg
CBMPR00008	1361993-37-4; 1030263-01-4; 1635433-41-8		C ₁₉ H ₂₅ NO ₁₀	427.41	2-deoxy-2-[(1-oxo- 4-pentyn-1- yl)amino]- 1,3,4,6- Tetraacetate-D- Glucopyranose	Ac ₄ GlcNAI	Min 95%	5 mg 25 mg 100 mg
CBMPR00009			C ₁₁ H ₁₇ NO ₆	259.26	2-deoxy-2-[(1-oxo- 4-pentyn-1- yl)amino]-D- Galactopyranose	GalNAI	Min 95%	50 mg 100 mg 500 mg
CBMPR00010	1658458-26-4; 1810852-60-8; 1673590-09-4		C ₁₉ H ₂₅ NO ₁₀	427.41	2-deoxy-2-[(1-oxo- 4-pentyn-1- yl)amino]- 1,3,4,6- Tetraacetate-D- Galactopyranose	Ac ₄ GalNAI	Min 95%	5 mg 25 mg 100 mg



02 Metabolic Probe Regents

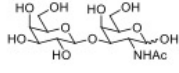
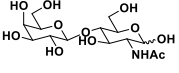
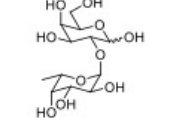
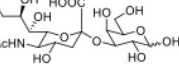
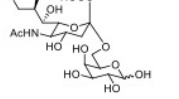
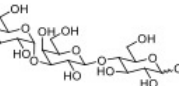
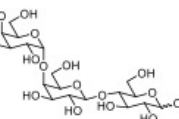
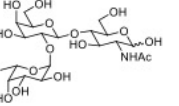
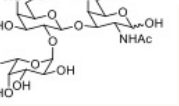
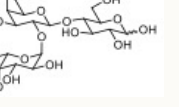
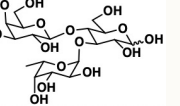
Catalog	CAS#	Structure	M.F	M.W	Name	Synonyms	Purity	Package
CBMPR00011	935658-94-9		C ₁₁ H ₁₇ NO ₆	259.26	2-deoxy-2-[(1-oxo-4-pentyn-1-yl)amino]-D-Mannopyranose	ManNAI	Min 95%	5 mg 25 mg 100 mg
CBMPR00012	935658-93-8; 943621-69-0		C ₁₉ H ₂₅ NO ₁₀	427.41	2-deoxy-2-[(1-oxo-4-pentyn-1-yl)amino]-1,3,4,6-Tetraacetate-D-Mannopyranose	Ac ₄ ManNAI	Min 95%	5 mg 25 mg 100 mg
CBMPR00013	1611491-03-2; 219814-62-7		C ₈ H ₁₄ N ₄ O ₅	246.22	2-acetamido-6-azido-2,6-dideoxy-D-Glucopyranose	6-Azido-GlcNAc	Min 95%	5 mg 25 mg 100 mg
CBMPR00014	487027-19-0; 906339-65-9		C ₁₄ H ₂₀ N ₄ O ₈	372.33	2-acetamido-6-azido-2,6-dideoxy-1,3,4-triacetate-D-Glucopyranose	Ac ₃ -6-Azido-GlcNAc	Min 95%	5 mg 25 mg 100 mg
CBMPR00015	70932-63-7		C ₆ H ₁₁ N ₃ O ₅	205.17	6-Azido-6-deoxy-L-galactose		Min 95%	5 mg 10 mg 25 mg
CBMPR00016	912478-17-2		C ₁₄ H ₁₉ N ₃ O ₉	373.32	6-Azido-6-deoxy-1,2,3,4-tetraacetate-L-galactose		Min 95%	5 mg 10 mg 25 mg
CBMPR00017	1155299-74-3		C ₆ H ₁₃ NO ₅	179.17	6-Amino-6-deoxy-L-galactose		Min 95%	5 mg 10 mg 25 mg
CBMPR00018	1358739-10-2		C ₁₄ H ₂₁ NO ₉	347.32	6-Amino-6-deoxy-1,2,3,4-tetraacetate-L-galactose	1,2,3,4-tetraacetate-L-Galactopyranuronamide	Min 95%	5 mg 25 mg 100 mg
CBMPR00019	123457-69-2		C ₉ H ₁₅ N ₃ O ₈	293.32	5-azido-3,5-dideoxy-Neuraminic acid	5-azido-3,5-dideoxy-D-glycero-β-D-galacto-2-Nonulopyranosonic acid; 9-Azido sialic acid	Min 95%	5 mg 25 mg 100 mg
CBMPR00020	160555-88-4; 140659-95-6		C ₁₁ H ₁₈ N ₄ O ₈	334.29	N-acetyl-9-azido-9-deoxy-α-Neuraminic acid	N-acetyl-9-azido-9-deoxy-sialic acid	Min 95%	5 mg 25 mg 100 mg
CBMPR00021	1220979-75-8; 756823-87-7		C ₁₁ H ₁₈ N ₄ O ₉	350.28	N-(2-azidoacetyl)-Neuraminic acid	N-(2-azidoacetyl)-sialic acid	Min 95%	5 mg 10 mg 25 mg

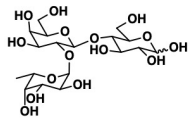
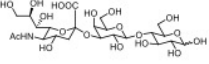
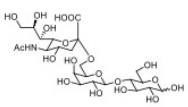
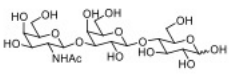
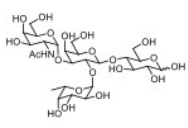
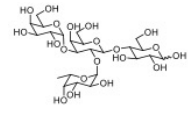
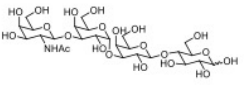
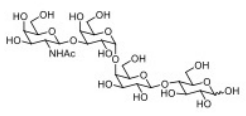
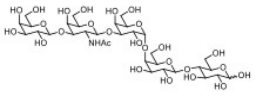
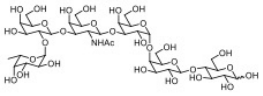


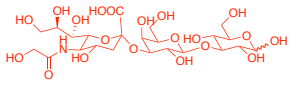
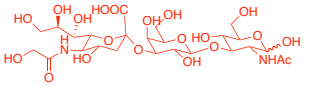
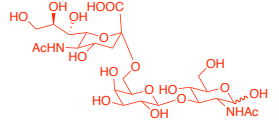
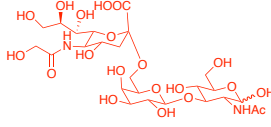
03

Oligosaccharides

Website: www.chembind.com; Email: sales@chembind.com

Catalog	CAS#	Structure	M.F	.M.W	Name	Synonyms	Purity	Package
CBOSO00001	20972-29-6; 3554-90-3		C ₁₄ H ₂₅ NO ₁₁	383.35	2-Acetamido-2-deoxy-3-O-(β-D-galactopyranosyl)-D-galactopyranose	Gal-β1,3-GalNAc; Galacto-N-biose; T antigen	Min 95%	10 mg 50 mg 500 mg
CBOSO00002	32181-59-2		C ₁₄ H ₂₅ NO ₁₁	383.35	N-Acetyl-D-lactosamine	LacNAc	Min 95%	100 mg 500 mg 1 g
CBOSO00003	16741-18-7; 24656-24-4; 146076-26-8		C ₁₂ H ₂₂ O ₁₆	326.3	Blood Group H disaccharide	Fuc-(α1,2)-Gal	Min 95%	10 mg 50 mg 500 mg
CBOSO00004	83563-61-5		C ₁₇ H ₂₉ NO ₁₄	471.41	3-Sialyl-D-galactose	3-O-(N-acetyl-α-neuraminosyl)-D-Galactose	Min 95%	5 mg 10 mg 25 mg
CBOSO00005	35259-23-5		C ₁₇ H ₂₉ NO ₁₄	471.41	6-Sialyl-D-galactose	6-O-(N-acetyl-α-neuraminosyl)-D-Galactose	Min 95%	5 mg 10 mg 25 mg
CBOSO00006	41744-59-6		C ₁₈ H ₃₂ O ₁₆	504.44	Galα1-3Galβ1-4Glc Isoglobotriose	α-Gal epitope type I; Globotriose	Min 95%	5 mg 10 mg 25 mg
CBOSO00007	66580-68-5		C ₁₈ H ₃₂ O ₁₆	505.44	Globotriose	Gal-α-1,4-Gal-β-1,4-Glc; pk-Antigen; Globotriose	Min 95%	5 mg 10 mg 25 mg
CBOSO00008			C ₂₀ H ₃₅ NO ₁₅	529.49	Blood group Type II H-antigen	Fuc-α1,2-Gal-β1,4-GlcNAc	Min 95%	10 mg 50 mg 500 mg
CBOSO00009			C ₂₀ H ₃₅ NO ₁₅	529.49	Blood group Type III/IV H-antigen	Fuc-α1,2-Gal-β1,3-GalNAc	Min 95%	10 mg 50 mg 500 mg
CBOSO00010			C ₁₈ H ₃₂ NO ₁₅	488.44	Blood group Type V H-antigen	Fuc-α1,2-Gal-β1,4-Glc	Min 95%	10 mg 50 mg 500 mg
CBOSO00011	41312-47-4		C ₁₈ H ₃₂ NO ₁₅	488.44	3-Fucosyllactose	Galβ-4(Fucα1-3)Glc	Min 95%	10 mg 25 mg 50 mg

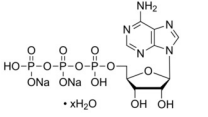
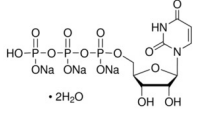
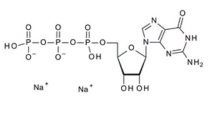
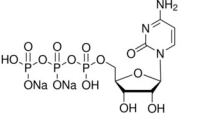
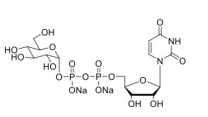
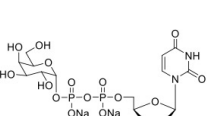
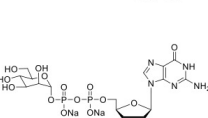
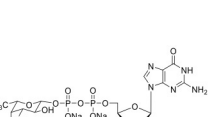
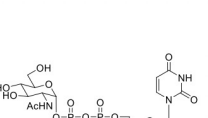
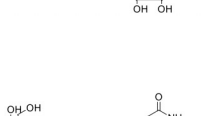
Catalog	CAS#	Structure	M.F	M.W	Name	Synonyms	Purity	Package
CBOSO00012	41263-94-9		C ₁₈ H ₃₂ NO ₁₅	488.44	2'-Fucosyllactose	Fuc- α -1,2-Gal- β -1,4-Glc; 2'FL	Min 95%	50 mg 100 mg 250 mg
CBOSO00013	35890-38-1; 128596-80-5		C ₂₃ H ₃₉ NO ₁₉	633.55	3'-Sialyllactose	Neu ₅ Ac- α -2-3-Gal- β -1-4-Glc; GM ₃ trisaccharide sodium salt; 3'-N-Acetylneuraminyl-D-lactose sodium slt; NANA-Lactose; 3'-SL	Min 95%	100 mg 250 mg 500 mg
CBOSO00014	35890-39-2; 157574-76-0		C ₂₃ H ₃₉ NO ₁₉	633.55	6'-Sialyllactose	Neu ₅ Ac- α -2-6-Gal- β -1-4-Glc; 6'-SL; 6'-N-Acetylneuraminyl-D-lactose	Min 95%	100 mg 250 mg 500 mg
CBOSO00015	75645-27-1		C ₂₀ H ₃₅ NO ₁₆	545.49	Lacto-N-triose II	O-2-(Acetylamino)-2-deoxy- β -D-glucopyranosyl-(1 \rightarrow 3)-O- β -D-galactopyranosyl-(1 \rightarrow 4)-D-glucose; GlcNAc- β -1-3-Gal- β -1-4-Glc; LNT2	Min 95%	2 mg 5 mg 10 mg
CBOSO00016	59957-92-5		C ₂₆ H ₄₅ N ₂ O ₂₀	691.63	Blood Group A tetrasaccharide type V	GalNAc α -1-3(Fuc α -1-2)Gal β -1-4Glc	Min 95%	5 mg 10 mg 25 mg
CBOSO00017			C ₂₄ H ₄₀ NO ₂₀	650.58	Blood Group Type V B-antigen	Gal- α -1,3-(Fuc- α -1,2)-Gal- β -1,4-Glc	Min 95%	2 mg 5 mg 10 mg
CBOSO00018	75645-26-0		C ₂₆ H ₄₅ NO ₂₁	707.63	Globoisotetraose	Isoglobotetraose; O-2-(Acetylamino)-2-deoxy- β -D-galactopyranosyl-(1 \rightarrow 3)-O- α -D-galactopyranosyl-(1 \rightarrow 3)-O- β -D-galactopyranosyl-(1 \rightarrow 4)-D-glucose	Min 95%	5 mg 10 mg 25 mg
CBOSO00019	75660-79-6		C ₂₆ H ₄₅ NO ₂₁	707.63	Globo-N-tetraose	GalNAc- β -1,3-Gal- α -1,4-Gal- β -1,4-Glc	Min 95%	2 mg 5 mg 10 mg
CBOSO00020	71937-76-3		C ₃₂ H ₅₅ NO ₂₆	869.77	Globopentaose	Gal- β -1,3-GalNAc- β -1,3-Gal- α -1,4-Gal- β -1,4-Glc	Min 95%	5 mg 10 mg 25 mg
CBOSO00021	77538-31-9		C ₃₈ H ₆₅ NO ₃₀	1015.91	Globo-H	Fuc- α -1,2-Gal- β -1,3-GalNAc- β -1,3-Gal- α -1,4-Gal- β -1,4-Glc	Min 95%	5 mg 10 mg 25 mg

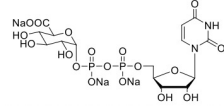
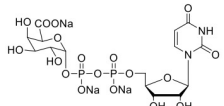
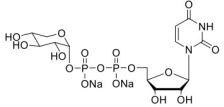
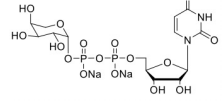
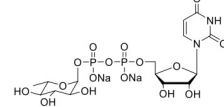
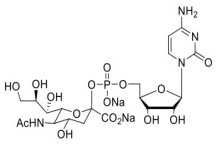
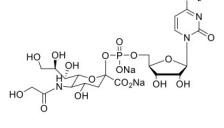
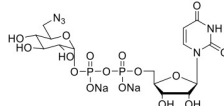
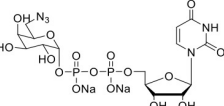
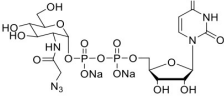
Catalog	CAS#	Structure	M.F	M.W	Name	Synonyms	Purity	Package
CBOSO00022	81275-44-7		C ₂₃ H ₃₉ NO ₂₀	649.55	3'-(N-Glycolyl-α-neuraminosyl)lactose sodium salt	Neu5Gc2,3Lactose	Min 95%	mg to Kg
CBOSO00023			C ₂₅ H ₄₂ N ₂ O ₂₀	690.23	Neu5Gc2,3LacNAc		Min95%	mg to Kg
CBOSO00024			C ₂₅ H ₄₂ N ₂ O ₁₉	674.61	Neu5Ac2,6LacNAc		Min95%	mg to Kg
CBOSO00025			C ₂₅ H ₄₂ N ₂ O ₂₀	690.23	Neu5Gc2,6LacNAc		Min95%	mg to Kg

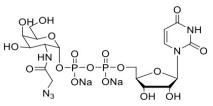
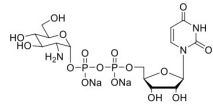
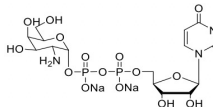
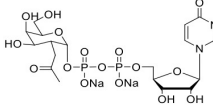
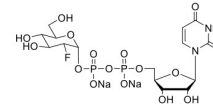
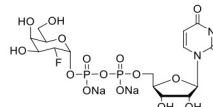
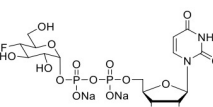
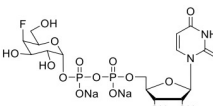
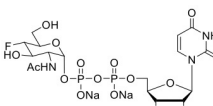
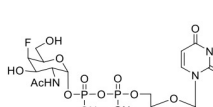
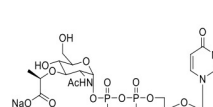


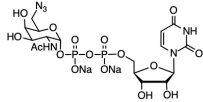
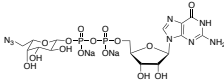
04

Sugar Nucleotides

Catalog	CAS#	Structure	M.F	M.W	Name	Synonyms	Purity	Package
CBSNT00001	34369-07-8		C ₁₀ H ₁₄ N ₅ O ₁₃ PNa ₂	551.14	Adenosine 5'-triphosphate disodium salt hydrate	ATP.2Na	Min 95%	5 g 25 g 50 g
CBSNT00002	116295-90-0		C ₉ H ₁₂ N ₂ O ₁₅ P ₃ Na ₃	586.12	Uridine 5'-triphosphate trisodium salt dihydrate	UTP.3Na	Min 90%	1 g 5 g 10 g
CBSNT00003	56001-37-7		C ₁₀ H ₁₆ N ₅ O ₁₄ P ₃ Na ₂	567.14	Guanosine 5'-triphosphate disodium salt	GTP	Min 90%	1 g 5 g 10 g
CBSNT00004	36051-68-0, 81012-87-5, 652154-13-7, 65-47-4		C ₉ H ₁₄ N ₃ O ₁₄ P ₃ Na ₂	527.12	Cytidine 5'-triphosphate disodium salt	CTP	Min 90%	1 g 5 g 10 g
CBSNT00005	117756-22-6; 28053-08-9		C ₁₅ H ₂₂ N ₂ Na ₂ O ₁₇ P ₂ Na ₂	610.27	UDP-D-glucose disodium salt	Uridine 5'-diphosphoglucose disodium salt	Min 85%	250 mg 500 mg 1000 mg
CBSNT00006	137868-52-1; 2956-16-3		C ₁₅ H ₂₂ N ₂ O ₁₇ P ₂ Na ₂	610.27	UDP-a-D-galactose disodium salt	Uridine 5'-diphospho-a-D-galactose disodium salt	Min 98%	10 mg 50 mg 100 mg
CBSNT00007	3123-67-9; 103301-73-1; 148296-46-2		C ₁₆ H ₂₃ N ₅ O ₁₆ P ₂ Na ₂	649.3	GDP-D-mannose disodium salt	Guanosine 5'-diphospho-a-D-mannose disodium salt; GDP-Man	Min 98%	50 mg 100 mg 250 mg
CBSNT00008	15839-70-0		C ₁₆ H ₂₃ N ₅ O ₁₅ P ₂ Na ₂	633.31	GDP-L-fucose disodium salt	Guanosine 5'-diphospho-b-L-fucose disodium salt; GDP-Fucose	Min 98%	10 mg 50 mg 100 mg
CBSNT00009	91183-98-1		C ₁₇ H ₂₅ N ₃ O ₁₇ P ₂ Na ₂	651.32	UDP-N-acetyl-D-glucosamine disodium salt	Uridine 5'-diphospho-N-acetylglucosamine disodium salt; UDP GlcNAc	Min 98%	25 mg 50 mg 100 mg
CBSNT00010	108320-87-2; 7277-98-7		C ₁₇ H ₂₅ N ₃ O ₁₇ P ₂ Na ₂	651.32	UDP-N-acetyl-D-galactosamine disodium salt	2-Acetamido-2-deoxy-a-D-galactopyranosyl uridine diphosphate disodium salt; UDP-GalNAc; Uridine 5'-diphospho-N-acetylgalactosamine disodium salt	Min 98%	10 mg 50 mg 100 mg

Catalog	CAS#	Structure	M.F	M.W	Name	Synonyms	Purity	Package
CBSNT00011	63700-19-6		C ₁₅ H ₁₉ N ₂ O ₁₈ P ₂ Na ₃	646.24	UDP-D-glucuronide trisodium salt	UDP-GlcA; Uridine 5'-diphosphoglucuronic acid trisodium salt; UDPGA; Uridine-diphosphate-glucuronic acid trisodium salt	Min 98%	10 mg 50 mg 100 mg
CBSNT00012	148407-07-2		C ₁₅ H ₁₉ N ₂ O ₁₈ P ₂ Na ₃	646.24	UDP-α-D-galacturonide trisodium salt	UDP-GalA; Guanosine 5'-diphospho-galuronic acid trisodium salt	Min 98%	10 mg 50 mg 100 mg
CBSNT00013			C ₁₄ H ₂₂ N ₂ O ₁₆ P ₂ Na ₂	580.24	UDP-α-D-xylose disodium salt	uridine[5']diphospho-α-D-xylopyranoside	Min 98%	5 mg 25 mg 50 mg
CBSNT00014	15839-78-8; 331001-44-6		C ₁₄ H ₂₀ N ₂ O ₁₆ PNa ₂	580.24	UDP-β-L-arabinopyranose disodium salt	uridine[5']diphospho-β-L-arabinopyranoside	Min 98%	2 mg 5 mg 10 mg
CBSNT00015	30174-43-7		C ₁₅ H ₂₂ N ₂ O ₁₆ P ₂ Na ₂	594.27	UDP-α-L-rhamnose disodium salt	Uridine 5'-[3-(6-deoxy-L-mannopyranosyl) dihydrogen diphosphate]; Uridine 5'-[3-(L-rhamnopyranosyl) dihydrogen diphosphate]	Min 98%	2 mg 5 mg 10 mg
CBSNT00016	3063-71-6; 1007117-62-5		C ₂₀ H ₃₀ N ₄ O ₁₆ PNa ₂	658.41	CMP-N-acetylneuraminic acid disodium salt	CMP-NANA; Cytidine 5'-monophospho-β-D-N-acetylneuraminic acid sodium salt; CMP-Sialic Acid; CMP-Neu5Ac	Min 85%	10 mg 50 mg 100 mg
CBSNT00017	98300-80-2		C ₂₀ H ₂₉ N ₄ O ₁₇ PNa ₂	674.42	CMP-N-(2-hydroxyacetyl)-b-neuraminic acid disodium salt	N-(2-hydroxyacetyl)-b-neuraminic acid 2-(hydrogen 5'-cytidylate); CMP-Neu5Gc	Min 85%	2 mg 5 mg 10 mg
CBSNT00018	537039-67-1		C ₁₅ H ₂₁ N ₅ O ₁₆ P ₂ Na ₂	635.28	UDP-6-azido-6-deoxy-D-Glucose disodium salt		Min 98%	2 mg 5 mg 10 mg
CBSNT00019	868141-12-2		C ₁₅ H ₂₁ N ₅ O ₁₆ P ₂ Na ₂	635.28	UDP-6-azido-6-deoxy-D-Galactose disodium salt	Uridine 5'-disphospho-6-azido-6-deoxy-D-galactose disodium salt	Min 98%	2 mg 5 mg 10 mg
CBSNT00020			C ₁₇ H ₂₄ N ₆ O ₁₇ P ₂ Na ₂	692.05	UDP-N-azidoacetylglucosamine disodium salt	Uridine 5'-disphospho-N-acetylazidoglucosamine disodium salt; UDP-GlcNAz.2Na	Min 98%	10 mg 50 mg 100 mg

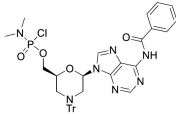
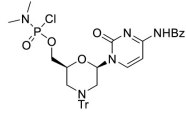
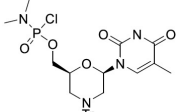
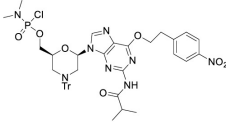
Catalog	CAS#	Structure	M.F	M.W	Name	Synonyms	Purity	Package
CBSNT00021			$C_{17}H_{24}N_6O_{17}P_2Na_2$	692.05	UDP-N-acetylgalactosamine disodium salt	Uridine 5'-disphospho-N-acetylazidogalactosamine disodium salt; UDP-GalNAz.2Na	Min 98%	10 mg 50 mg 100 mg
CBSNT00022			$C_{15}H_{23}N_3O_{16}P_2Na_2$	609.28	UDP-D-glucosamine disodium salt	Uridine 5'-disphospho-D-glucosamine disodium salt;	Min 98%	5 mg 10 mg 25 mg
CNSNT00023	17479-06-0		$C_{15}H_{23}N_3O_{16}P_2Na_2$	609.28	UDP-D-galactosamine disodium salt	Uridine 5'-disphospho-D-galactosamine disodium salt	Min 98%	5 mg 10 mg 25 mg
CBSNT00024			$C_{18}H_{26}N_2O_{17}P_2Na_2$	650.33	UDP-ketogalactose disodium salt	Uridine 5'-disphospho-ketogalactose disodium salt;	Min 98%	5 mg 10 mg 25 mg
CBSNT00025			$C_{15}H_{21}FN_2O_{16}P_2Na_2$	612.26	UDP-2-F-D-glucosamine disodium salt	uridine 5'-(trihydrogen diphosphate), P'-(2-deoxy-2-fluoro-α-D-glucopyranosyl) ester, disodium salt	Min 98%	5 mg 10 mg 25 mg
CBSNT00026	189225-37-4		$C_{15}H_{21}FN_2O_{16}P_2Na_2$	612.26	UDP-2-F-D-galactosamine disodium salt	uridine 5'-(trihydrogen diphosphate), P'-(2-deoxy-2-fluoro-α-D-galactopyranosyl) ester, disodium salt	Min 98%	5 mg 10 mg 25 mg
CBSNT00027			$C_{15}H_{21}FN_2O_{16}P_2Na_2$	612.26	UDP-4-F-D-glucosamine disodium salt	uridine 5'-(trihydrogen diphosphate), P'-(2-deoxy-4-fluoro-α-D-glucopyranosyl) ester, disodium salt	Min 98%	5 mg 10 mg 25 mg
CBSNT00028			$C_{15}H_{21}FN_2O_{16}P_2Na_2$	612.26	UDP-4-F-D-galactosamine disodium salt	uridine 5'-(trihydrogen diphosphate), P'-(4-deoxy-4-fluoro-α-D-galactopyranosyl) ester, disodium salt	Min 98%	5 mg 10 mg 25 mg
CBSNT00029	705932-41-8; 705932-51-0		$C_{17}H_{24}FN_3O_{16}P_2Na_2$	653.31	UDP-2-(acetylamino)-4-F-D-glucosamine disodium salt	Uridine 5'-(trihydrogen diphosphate), P'-[2-(acetylamino)-2,4-dideoxy-4-fluoro-α-D-glucopyranosyl] ester, disodium salt	Min 98%	5 mg 10 mg 25 mg
CBSNT00030	727977-97-1; 769885-07-6		$C_{17}H_{24}FN_3O_{16}P_2Na_2$	653.31	UDP-2-(acetylamino)-4-F-D-galactosamine disodium salt	Uridine 5'-(trihydrogen diphosphate), P'-[2-(acetylamino)-2,4-dideoxy-4-fluoro-α-D-galactopyranosyl] ester, disodium salt	Min 98%	5 mg 10 mg 25 mg
CBSNT00031	927824-69-9; 18867-75-9		$C_{20}H_{28}N_3O_{19}P_2Na_3$	745.36	UDP-N-Acetylmuramic acid trisodium salt	UDP-MurNAc; Uridine 5'-(trihydrogen diphosphate), P'-(N-acetyl-α-muramoyl) ester, trisodium salt	Min 98%	5 mg 10 mg 25 mg

Catalog	CAS#	Structure	M.F	M.W	Name	Synonyms	Purity	Package
CBSNT00032	1202854-87-2		$C_{17}H_{26}N_6O_{16}P_2Na_2$	676.33	UDP 6-azido-6-deoxy-GalNAc disodium salt	Uridine 5'-disphospho-6-azido-6-deoxy-GalNAc disodium salt	Min 98%	10 mg 50 mg 100 mg
CBSNT00033	944560-34-3		$C_{16}H_{22}N_8Na_2O_{15}P_2$	674.32	GDP-6-azido-Fucose disodium salt	GDP-6-N ₃ -Fucose	Min95%	10 mg 50 mg 100 mg



05

Nucleotides

Catalog	CAS#	Structure	M.F	M.W	Name	Synonyms	Purity	Package
CBSB001	956139-18-7		C ₃₈ H ₃₇ ClN ₇ O ₄ P	722.17	Morpholino A subunit		Min 95%	1 g 5 g 10 g
CBSB002	956139-21-2		C ₃₇ H ₃₇ ClN ₅ O ₅ P	698.15	Morpholino C Subunit		Min 95%	1 g 5 g 10 g
CBSB003	956139-30-3		C ₃₁ H ₃₄ ClN ₄ O ₅ P	609.05	Morpholino T Subunit		Min 95%	1 g 5 g 10 g
CBSB004			C ₄₃ H ₄₆ ClN ₆ O ₇ P	527.12	Morpholino G Subunit		Min 95%	1 g 5 g 10 g



06

Glyco-Enzymes

Catalog #	Name	Structure	E.C. #	Package
CBGEN00001	α 2,6-sialyltransferase (Pd26ST)		E.C.: 2.4.99.1	1 U 5 U 25 U
CBGEN00002	α 2,3-sialyltransferase (PmST1)		E.C.: 2.4.99.4	1 U 5 U 25 U
CBGEN00003	α 2,8-sialyltransferase (CstII)		E.C.: 2.4.99.8	1 U 5 U 25 U
CBGEN00004	α 1,3-galactosaminyltransferase (BgtA)		E.C.: 2.4.1.40	1 U 5 U 25 U
CBGEN00005	β 1,4-galactosyltransferase (LgtB)		E.C.: 2.4.1.90	1 U 5 U 25 U
CBGEN00006	α 1,4-galactosyltransferase (LgtC)		E.C.: 2.4.1.228	1 U 5 U 25 U
CBGEN00007	α 1,3-galactosyltransferase (α 1,3GalT)		E.C.: 2.4.1.87	1 U 5 U 25 U
CBGEN00008	Sialic acid aldolase (NPL)		E.C.: 4.1.3.3	10 U 50 U 250 U
CBGEN00009	CMP-sialic acid synthetase (NmCSS)		E.C.: 2.7.7.43	10 U 50 U 100 U
CBGEN00010	L-fucokinase/GDP-fucose pyrophosphorylase (FKP)		E.C.: 2.7.1.52/2.7.7.30	2 U 10 U 50 U

Catalog #	Name	Structure	E.C. #	Package
CBGEN00011	N-acetylhexosamine 1-kinase (NahK)		E.C.: 2.7.1.162	5 U 20 U 100 U
CBGEN00012	GlcNAc-1-P uridyltransferase (GlmU)		E.C.: 2.3.1.157	5 U 20 U 100 U
CBGEN00013	Galactokinase (BiGalK)		E.C.: 2.7.1.6	5 U 20 U 100 U
CBGEN00014	Peptide-N4-(N-acetyl-beta-glucosaminy) asparagineamidase (PNGase F)		E.C.: 3.5.1.52	100 U 250 U 500 U
CBGEN00015	Endo-beta-N-acetylglucosaminidase A (Endo-A)		E.C.: 3.2.1.96	200 U 500 U 1000 U
CBGEN00016	UDP-sugar pyrophosphorylase (BIUSP)		E.C.: 2.7.7.64	5 U 10 U 25 U
CBGEN00017	alpha1,3-fucosyltransferase (alpha1,3FucT)		E.C.: 2.4.1.65	10 U 50 U 100 U
CBGEN00018	UDP-Glc dehydrogenase (UDPDH)		E.C.: 1.1.1.22	1 U 5 U 10 U
CBGEN00019	GlcNAc-1-P uridyltransferase (AGX1)		E.C.: 2.3.1.157	5 U 25 U 50 U
CBGEN00020	alpha1,2-fucosyltransferase (alpha1,2FucT)		E.C.: 2.4.1.69	10 U 50 U 100 U

Catalog #	Name	Structure	E.C. #	Package
CBGEN00021	α -1,3/4-fucosyltransferase (α 1,3/4-FucT)		E.C.: 2.4.1.65	10 U 50 U 100 U
CBGEN00022	<i>Pasteurella multocida</i> Hyaluronan synthase (PmHAS)		E.C.: 2.4.1.212	1 U 5 U 10 U
CBGEN00023	β 1,3-galactosyltransferase (CgtB)		E.C.: 2.4.1.62	1 U 5 U 10 U
CBGEN00024	β 1,3-HexNAc transferase (LgtA)		E.C.: 2.4.1.56	1 U 5 U 10 U
CBGEN00025	β 1,3-GalNAc transferase (LgtD)		E.C.: 2.4.1.-	1 U 5 U 10 U
CBGEN00026	GlcNAc 1-P uridylyltransferase (CjGlmU)		E.C.: 2.3.1.157	10 U 25 U 100 U
CBGEN00027	GDP-mannose pyrophosphorylase (ManC)		E.C.: 2.7.7.13	10 U 25 U 50 U
CBGEN00028	UDP-Sugar pyrophosphorylase (AtUSP)		E.C.: 2.7.7.64	10 U 25 U 100 U
CBGEN00029	D-Mannose isomerase		E.C.: 5.3.1.7	10 U 25 U 100 U
CBGEN00030	β 1,4-N-acetylgalactosaminyltransferase; CgtA		E.C.: 2.4.1.92	1 U 5 U 10 U
CBGEN00031	α 1,3-N-acetylgalactosaminyltransferase; Pm1138		E.C.: 2.4.1.-	1 U 5 U 10 U

More Enzymes could be offered on demand!

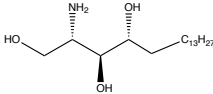
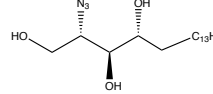
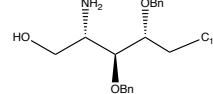
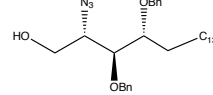
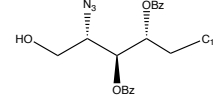
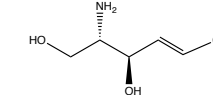
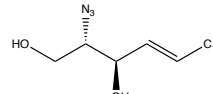
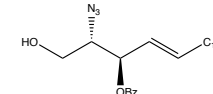
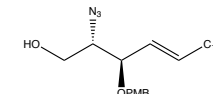
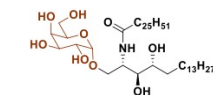


07

Glycolipids

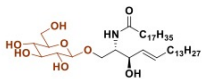
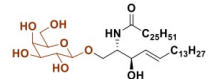
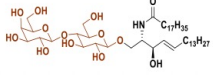
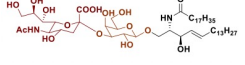
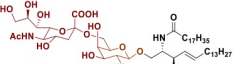
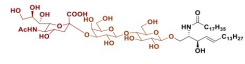
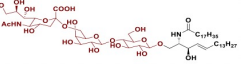
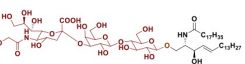
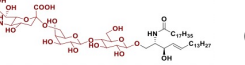


07 Glycolipids

Catalog	CAS#	Structure	M.F	M.W	Name	Synonyms	Purity	Package
CBLIP00001	554-62-1		C ₁₈ H ₃₉ NO ₃	317.29	Phytosphingosine	(2S,3S,4R)-2-Amino-octadecane-1,3,4-triol	Min 95%	1 mg 5 mg 25 mg
CBLIP00002	117168-59-9		C ₁₈ H ₃₇ N ₃ O ₃	343.28	Azido-phytosphingosine	(2S,3S,4R)-2-Azido-octadecane-1,3,4-triol	Min 95%	10 mg 25 mg 50 mg
CBLIP00003	202812-11-1		C ₃₂ H ₅₁ NO ₃	497.36	2-amino-3,4-o-dibenzyl-phytosphingosine	2-amino-3,4-bis(phenylmethoxy)-(2S,3S,4R)-Octadecan-1-ol	Min 95%	10 mg 25 mg 50 mg
CBLIP00004	202812-10-0		C ₃₂ H ₄₉ N ₃ O ₃	523.38	2-azido-3,4-o-dibenzyl-phytosphingosine	2-azido-3,4-bis(phenylmethoxy)-(2S,3S,4R)-Octadecan-1-ol	Min 95%	10 mg 25 mg 50 mg
CBLIP00005	402831-64-5		C ₃₂ H ₄₅ N ₃ O ₅	551.34	2-azido-3,4-o-dibenzoyl-phytosphingosine	2-azido-3,4-dibenzoyl-(2S,3S,4R)-Octadecan-1-ol	Min 95%	10 mg 25 mg 50 mg
CBLIP00006	123-78-4		C ₁₈ H ₃₇ NO ₂	299.28	Sphingosine	2-amino-(2S,3R,4E)-4-Octadecene-1,3-diol	Min 95%	10 mg 50 mg 100 mg
CBLIP00007	103348-49-8		C ₁₈ H ₃₅ N ₃ O ₂	325.27	Azido-erythro-sphingosine	2-azido-(2S,3R,4E)-4-Octadecene-1,3-diol	Min 95%	1 mg 25 mg 250 mg
CBLIP00008	103348-50-1		C ₂₅ H ₃₉ N ₃ O ₃	429.3	2-azido-, 3-benzoyl-(2S,3R,4E)-4-Octadecene-1,3-diol,	2-azido-3-benzoate, (2S,3R,4E)-4-Octadecene-1,3-diol	Min 95%	1 mg 25 mg 250 mg
CBLIP00009	152386-92-0		C ₂₆ H ₄₃ N ₃ O ₃	445.33	2-azido-3-[(4-methoxyphenyl)met hoxyphe nyl]met hoxyphe nyl-, (2S,3R,4E)-4-Octadecen-1-ol	2-azido-3-[(4-methoxyphenyl)met hoxyphe nyl]met hoxyphe nyl-, (2S,3R,4E)-4-Octadecen-1-ol	Min 95%	1 mg 25 mg 250 mg
CBGSL00001	158021-47-7		C ₅₀ H ₉₉ NO ₉	858.32	α-Galactosylceramide	α-Gal-Cer; N-[(1S,2S,3R)-1-[(α-D-Galactopyranosyloxy)m ethyl]-2,3-dihydroxyheptadecyl]hexacosanamide; KRN7000	Min 95%	1 mg 5 mg 10 mg

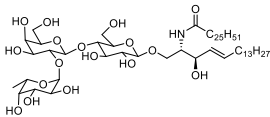
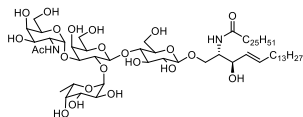
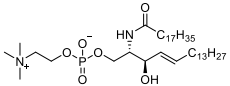
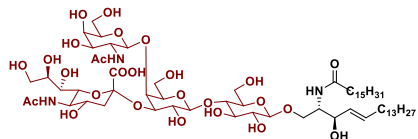
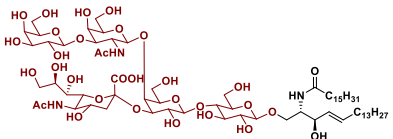
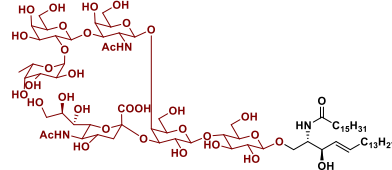
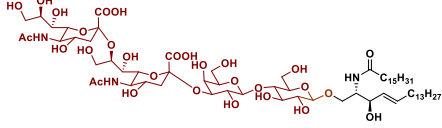
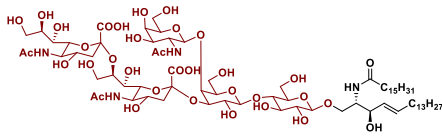
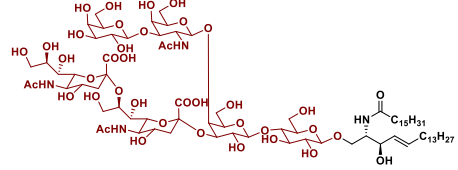


07 Glycolipids

Catalog	CAS#	Structure	M.F	M.W	Name	Synonyms	Purity	Package
CBGSL00002	95119-86-1		C ₄₂ H ₈₁ NO ₈	728.11	D-glucosyl-beta-1,1'-N-stearoyl-D-erythro-sphingosine	N-[(E,2S,3R)-3-hydroxy-1-[(2R,5S)-3,4,5-trihydroxy-6-(hydroxymethyl)oxan-2-yl]oxyoctadec-4-en-2-yl]octadecanamide; c18 glucosyl(beta) ceramide (d18:1/18:0)	Min 95%	mg to Kg
CBGSL00003	36271-49-5		C ₄₂ H ₈₁ NO ₈	728.11	D-galactosyl-beta-1,1'-N-stearoyl-D-erythro-sphingosine	N-[(E,2S,3R)-3-hydroxy-1-[(2R,3R,4S,5R,6R)-3,4,5-trihydroxy-6-(hydroxymethyl)oxan-2-yl]oxyoctadec-4-en-2-yl]octadecanamide; β-Galactosyl-C18-ceramide	Min 95%	mg to Kg
CBGSL00004	125712-73-4		C ₄₈ H ₉₁ NO ₁₃	890.25	lactosyl-beta-1,1'-N-stearoyl-D-erythro-sphingosine	N-[(1S,2R,3E)-1-[[4-O-β-D-galactopyranosyl]oxy]methyl]-2-hydroxy-3-heptadecenyl]-Octadecanamide;	Min 95%	mg to Kg
toCBGSL00005	124020-24-2		C ₅₃ H ₉₈ N ₂ O ₁₆	1019.37	aNeu5Ac2,3-b-D-Galactopyranosyl-1,1'-N-stearoyl-2'-hexacosamide-4'-octadecene-1',3'-diol	GM4	Min 95%	1 mg 5 mg 10 mg
CBGSL00006			C ₅₃ H ₉₈ N ₂ O ₁₆	1019.37	aNeu5Ac2,6-b-D-Galactopyranosyl-1,1'-N-stearoyl-2'-hexacosamide-4'-octadecene-1',3'-diol	Neu5Acα2,6-D-Galactosyl Ceramide	Min 95%	1 mg 5 mg 10 mg
CBGSL00007	1985644-13-0		C ₅₉ H ₁₀₈ N ₂ O ₂₁	1181.51	Neu5Aca2,3Galb1,4Glucopyranosyl-1,1'-N-stearoyl-2'-hexacosamide-4'-octadecene-1',3'-diol	Neu5Acα2,3Galβ1,4Glc Ceramide; GM3	Min 95%	1 mg 5 mg 10 mg
CBGSL00008	142187-25-5		C ₅₉ H ₁₀₈ N ₂ O ₂₁	1181.51	Neu5Aca2,6Galb1,4Glucopyranosyl-1,1'-N-stearoyl-2'-hexacosamide-4'-octadecene-1',3'-diol	Neu5Acα2,6Galβ1,4Glc Ceramide	Min 95%	1 mg 5 mg 10 mg
CBGSL00009	851608-39-4		C ₅₉ H ₁₀₈ N ₂ O ₂₂	1197.51	N-[(1S,2R,3E)-2-hydroxy-1-[[[O-[N-(2-hydroxyacetyl)-α-neuraminosyl]-(2→3)-O-β-D-galactopyranosyl-(1→4)-β-D-glucopyranosyl]oxy]methyl]-3-heptadecen-1-yl]-Octadecanamide	Neu5Gcα2,3Galβ1,4Glc Ceramide	Min 95%	2 mg 5 mg 10 mg
CBGSL00010			C ₅₉ H ₁₀₈ N ₂ O ₂₂	1197.51	N-[(1S,2R,3E)-2-hydroxy-1-[[[O-[N-(2-hydroxyacetyl)-α-neuraminosyl]-(2→6)-O-β-D-galactopyranosyl-(1→4)-β-D-glucopyranosyl]oxy]methyl]-3-heptadecen-1-yl]-Octadecanamide	Neu5Gcα2,6Galβ1,4Glc Ceramide	Min 95%	2 mg 5 mg 10 mg



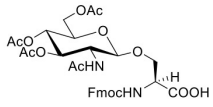
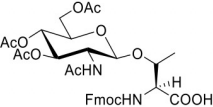
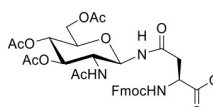
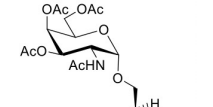
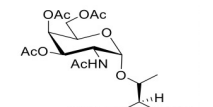
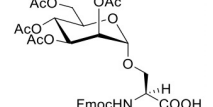
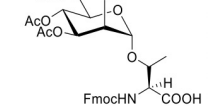
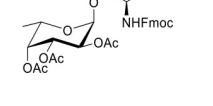
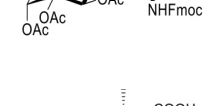

07 Glycolipids

Cat. #	CAS#	Structure	M.F	M.W	Name	Package
CBGSL00011			C ₆₂ H ₁₁₇ NO ₁₇	1148.61	Blood H with Ceramide	5 mg 25 mg 100 mg
CBGSL00012			C ₇₀ H ₁₃₀ N ₂ O ₂₂	1351.80	Blood A with Ceramide	5 mg 25 mg 100 mg
CBGSL00013	58909-84-5		C ₄₁ H ₈₃ N ₂ O ₆ P	731.10	N-stearoylsphingosine-1-phosphocholine; Sphingomyelin	mg to Kg
CBGSL00014			C ₆₅ H ₁₁₇ N ₃ O ₂₆	1356.65	Neu5Acα2,3(GalNAcβ1,4)Galβ1,4Glc Ceramide; GM2	1 mg 5 mg 10 mg
CBGSL00015			C ₇₁ H ₁₂₇ N ₃ O ₃₁	1518.79	Neu5Acα2,3(Galβ1,3GalNAcβ1,4)Galβ1,4Glc Ceramide; GM1	1 mg 5 mg 10 mg
CBGSL00016			C ₇₇ H ₁₃₇ N ₃ O ₃₅	1664.93	Fucosyl GM1	1 mg 5 mg 10 mg
CBGSL00017			C ₆₈ H ₁₂₁ N ₃ O ₂₉	1444.41	GD3	1 mg 5 mg 10 mg
CBGSL00018			C ₇₆ H ₁₃₄ N ₄ O ₃₄	1647.90	GD2	1 mg 5 mg 10 mg
CBGSL00019			C ₈₂ H ₁₄₄ N ₄ O ₃₉	1810.04	GD1	1 mg 5 mg 10 mg



08

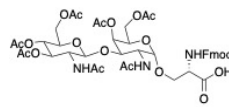
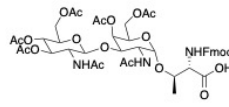
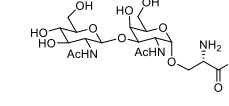
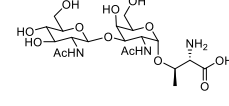
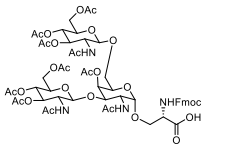
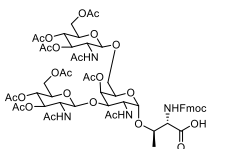
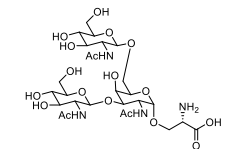
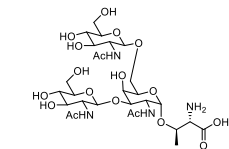
Glycopeptides

Catalog	CAS#	Structure	M.F	M.W	Name	Synonyms	Purity	Package
CBGAA00001	160067-63-C		C ₃₂ H ₃₆ N ₂ O ₁₃	656.64	Fmoc-L-Ser((Ac) ₃ AcNH-β-Glc)-OH	Fmoc-L-Ser((Ac) ₃ -β-D-GlcNAc)-OH, N-α-(9-Fluorenylmethoxycarbonyl)-O-β-(2-acetamido-3,4,6-tri-O-acetyl-2-deoxy-β-D-glucopyranosyl)-L-serine; GlcNAc-Ser	Min 95%	100 mg 500 mg 1 g
CBGAA00002	160168-40-1		C ₃₃ H ₃₈ N ₂ O ₁₃	670.66	Fmoc-L-Thr((Ac) ₃ -β-D-GlcNAc)-OH	Fmoc-L-Thr((Ac) ₃ -β-D-GlcNAc)-OH, N-α-(9-Fluorenylmethoxycarbonyl)-O-β-(2-acetamido-3,4,6-tri-O-acetyl-2-deoxy-β-D-glucopyranosyl)-L-threonine; GlcNAc-Thr	Min 95%	100 mg 500 mg 1 g
CBGAA00003	131287-39-3		C ₃₃ H ₃₇ N ₃ O ₁₃	683.67	Fmoc-L-Asn((Ac) ₃ -β-D-GlcNAc)-OH	Fmoc-L-Asn (β-D-GlcNAc(Ac) ₃ -OH, Fmoc-L-Asn((Ac) ₃ -β-D-GlcNAc)-OH, N-α-(fluorenylmethoxycarbonyl)-N-γ-(2-acetamido-3,4,6-tri-O-acetyl-2-deoxy-β-D-glucopyranosyl)-L-asparagine; GlcNAc-Asn	Min 95%	100 mg 250 mg 500 mg
CBGAA00004	120173-57-1		C ₃₂ H ₃₆ N ₂ O ₁₃	656.64	Fmoc-Ser[GalNAc(Ac) ₃ -α-D]-OH	N-α-Fmoc-O-β-(2-acetamido-2-deoxy-3,4,6-tri-O-acetyl-α-D-galactopyranosyl)-L-serine; GalNAc-Ser	Min 95%	100 mg 250 mg 500 mg
CBGAA00005	116783-35-8		C ₃₃ H ₃₈ N ₂ O ₁₃	670.67	Fmoc-Thr[GalNAc(Ac) ₃ -α-D]-OH	Fmoc-O-β-(2-acetamido-2-deoxy-3,4,6-tri-O-acetyl-α-D-galactopyranosyl)-L-threonine; GalNAc-Thr	Min 95%	100 mg 250 mg 500 mg
CBGAA00006	118358-80-8		C ₃₂ H ₃₅ NO ₁₄	657.63	Fmoc-L-Ser((Ac) ₄ -α-D-Man)-OH	N-α-(9-Fluorenylmethoxycarbonyl)-O-β-(2,3,4,6-tetra-O-acetyl-α-D-mannopyranosyl)-L-serine; Man-Ser	Min 95%	100 mg 250 mg 500 mg
CBGAA00007	169219-08-3		C ₃₃ H ₃₇ NO ₁₄	671.65	Fmoc-L-Thr((Ac) ₄ -α-D-Man)-OH	Fmoc-L-Thr((Ac) ₄ -α-D-Man)-OH, N-α-(9-Fluorenylmethoxycarbonyl)-O-β-(2,3,4,6-tetra-O-acetyl-α-D-mannopyranosyl)-L-threonine; Man-Thr	Min 95%	100 mg 250 mg 500 mg
CBGAA00008	173935-46-1		C ₃₀ H ₃₃ NO ₁₂	599.59	Fmoc-L-Ser((Ac) ₃ -α-Fuc)-OH	N-[(9H-fluoren-9-ylmethoxy)carbonyl]-O-(2,3,4-tri-O-acetyl-6-deoxy-α-L-galactopyranosyl)-L-Serine,	Min 95%	25 mg 100 mg 250 mg
CBGAA00009	118358-72-8		C ₃₀ H ₃₃ NO ₁₂	599.59	Fmoc-L-Ser((Ac) ₃ -β-Fuc)-OH	N-[(9H-fluoren-9-ylmethoxy)carbonyl]-O-(2,3,4-tri-O-acetyl-6-deoxy-β-L-galactopyranosyl)-L-Serine	Min 95%	25 mg 100 mg 250 mg
CBGAA00010	184851-26-1		C ₃₁ H ₃₅ NO ₁₂	613.62	Fmoc-L-Thr((Ac) ₃ -α-Fuc)-OH	N-[(9H-fluoren-9-ylmethoxy)carbonyl]-O-(2,3,4-tri-O-acetyl-6-deoxy-α-L-galactopyranosyl)-L-threonine	Min 95%	100 mg 250 mg 500 mg

Catalog	CAS#	Structure	M.F	M.W	Name	Synonyms	Purity	Package
CBGAA00011	174623-16-6		C ₃₁ H ₃₅ N ₁ O ₁₂	613.62	Fmoc-L-Thr((Ac)3-b-Fuc)-OH	N-[(9H-fluoren-9-ylmethoxy)carbonyl]-O-(2,3,4-tri-O-acetyl-6-deoxy-b-L-galactopyranosyl)-L-threonine	Min 95%	100 mg 250 mg 500 mg
CBGAA00012	125760-30-7		C ₄₄ H ₅₂ N ₂ O ₂₁	944.88	Fmoc-Ser[alpha-(Gal-beta(1-3)-GalNAC)]-OHperacetate	2-Acetamido-3-O-(2,3,4,6-tetra-O-acetyl-b-D-galactopyranosyl)-4,6-di-O-acetyl-2-deoxy-a-D-galactopyranosyl-Fmoc-L-serine	Min 95%	25 mg 100 mg 250 mg
CBGAA00013	125760-33-0		C ₄₅ H ₅₄ N ₂ O ₂₁	958.91	Fmoc-Thr[alpha-(Gal-beta(1-3)-GalNAC)]-OHperacetate	L-Threonine, O-[4,6-di-O-acetyl-2-(acetylamino)-2-deoxy-3-O-(2,3,4,6-tetra-O-acetyl-beta-D-galactopyranosyl)-alpha-D-galactopyranosyl]-N-[(9H-fluoren-9-ylmethoxy)carbonyl]-	Min 95%	25 mg 100 mg 250 mg
CBGAA00014	60280-57-1		C ₁₇ H ₃₀ N ₂ O ₁₃	470.43	2-Acetamido-2-deoxy-3-O-(b-D-galactopyranosyl)-a-D-galactopyranosyl-1-O-L-serine	Serinyl T Epitope Core 1 Ser	Min 95%	2 mg 5 mg 10 mg
CBGAA00015	60280-58-2		C ₁₈ H ₃₂ N ₂ O ₁₃	484.45	2-Acetamido-2-deoxy-3-O-(b-D-galactopyranosyl)-a-D-galactopyranosyl-1-O-L-threonine	3-O-b-D-Galactosyl-N-acetyl-a-D-galactosaminyl-1-O-L-threonine; T Epitope, Threonyl; Core1 Thr	Min 95%	2 mg 5 mg 10 mg
CBGAA00016	1954673-83-6		C ₅₆ H ₆₉ N ₃ O ₂₈	1232.15			Min 95%	25 mg 100 mg 250 mg
CBGAA00017	1240252-34-9		C ₅₇ H ₇₁ N ₃ O ₂₈	1246.18			Min 95%	25 mg 100 mg 250 mg
CBGAA00018	110797-61-0		C ₂₅ H ₄₃ N ₃ O ₁₈	673.62		Core 2 Ser	Min 95%	2 mg 5 mg 10 mg
CBGAA00019	186600-27-1		C ₂₆ H ₄₅ N ₃ O ₁₈	687.65		Core 2 Thr	Min 95%	2 mg 5 mg 10 mg



08 Glycopeptides

Catalog	CAS#	Structure	M.F	M.W	Name	Synonyms	Purity	Package
CBGAA00020	878483-09-1		C ₄₄ H ₅₃ N ₃ O ₂₀		L-Serine, O-[4,6-di-O-acetyl-2-(acetyl-amino)-2-deoxy-3-O-[3,4,6-tri-O-acetyl-2-(acetyl-amino)-2-deoxy-beta-D-glucopyranosyl]-alpha-D-galactopyranosyl]-N-[(9H-fluoren-9-ylmethoxy)carbonyl]-L-Threonine, O-[4,6-di-O-acetyl-2-(acetyl-amino)-2-deoxy-3-O-[3,4,6-tri-O-acetyl-2-(acetyl-amino)-2-deoxy-beta-D-glucopyranosyl]-alpha-D-galactopyranosyl]-N-[(9H-fluoren-9-ylmethoxy)carbonyl]-		Min 95%	25 mg 100 mg 250 mg
CBGAA00021	878483-13-7		C ₄₅ H ₅₅ N ₃ O ₂₀	957.93	L-Threonine, O-[4,6-di-O-acetyl-2-(acetyl-amino)-2-deoxy-3-O-[3,4,6-tri-O-acetyl-2-(acetyl-amino)-2-deoxy-beta-D-glucopyranosyl]-alpha-D-galactopyranosyl]-N-[(9H-fluoren-9-ylmethoxy)carbonyl]-O-[2-(acetyl-amino)-3-O-[2-(acetyl-amino)-2-deoxy-beta-D-glucopyranosyl]-2-deoxy-alpha-D-galactopyranosyl]-L-Serine		Min 95%	25 mg 100 mg 250 mg
CBGAA00022	126740-76-9		C ₁₉ H ₃₃ N ₃ O ₁₃	511.48	O-[2-(acetyl-amino)-3-O-[2-(acetyl-amino)-2-deoxy-beta-D-glucopyranosyl]-2-deoxy-alpha-D-galactopyranosyl]-L-Serine	Core3 Ser	Min 95%	2 mg 5 mg 10 mg
CBGAA00023	286959-52-2		C ₂₀ H ₃₅ N ₃ O ₁₃	525.51	O-[2-(acetyl-amino)-3-O-[2-(acetyl-amino)-2-deoxy-beta-D-glucopyranosyl]-2-deoxy-alpha-D-galactopyranosyl]-L-Threonine	Core 3 Thr	Min 95%	2 mg 5 mg 10 mg
CBGAA00024			C ₅₆ H ₇₀ N ₄ O ₂₇	1231.18			Min 95%	25 mg 100 mg 250 mg
CBGAA00025			C ₅₇ H ₇₂ N ₄ O ₂₇	1245.2			Min 95%	25 mg 100 mg 250 mg
CBGAA00026	1304646-00-1		C ₂₇ H ₄₆ N ₄ O ₁₈	714.68	O-[O-2-(acetyl-amino)-2-deoxy-beta-D-glucopyranosyl-(1-3)-O-[2-(acetyl-amino)-2-deoxy-beta-D-glucopyranosyl-(1-6)]-2-(acetyl-amino)-2-deoxy-alpha-D-galactopyranosyl]-L-Serine	Core 4 Ser	Min 95%	25 mg 100 mg 250 mg
CBGAA00027	1304646-03-4		C ₂₈ H ₄₈ N ₄ O ₁₈	728.7	L-Threonine, O-[O-2-(acetyl-amino)-2-deoxy-beta-D-glucopyranosyl-(1-3)-O-[2-(acetyl-amino)-2-deoxy-beta-D-glucopyranosyl-(1-6)]-2-(acetyl-amino)-2-deoxy-alpha-D-galactopyranosyl]-L-Serine	Core 4 Thr	Min 95%	2 mg 5 mg 10 mg

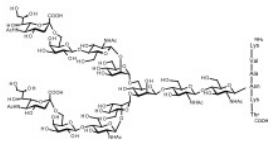
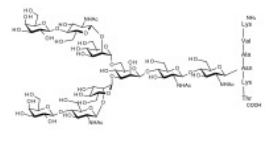
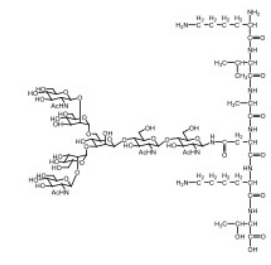
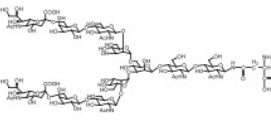
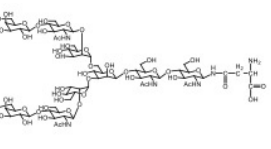


09

SGP Products



09 SGP Products

Catalog	CAS#	Structure	M.F	M.W	Name	Synonyms	Purity	Package
CBSGP00001	189035-43-6		$C_{112}H_{189}N_{15}O_{70}$	2865.76	Sialylglycopeptide	SGP	Min 95%	ug to g
CBSGP00002	361443-81-4		$C_{112}H_{189}N_{15}O_{70}$	2283.27	Asialo Sialylglycopeptide	Asialo SGP	Min 95%	ug to g
CBSGP00003	361443-82-5		$C_{78}H_{135}N_{13}O_{44}$	1958.99			Min 95%	mg to g
CBSGP00004	68141-38-8		$C_{88}H_{38}N_8O_{64}$	2338.11			Min 95%	ug to g
CBSGP00005	67299-24-5		$C_{66}H_{110}N_6O_{48}$	1755.59			Min 95%	ug to g

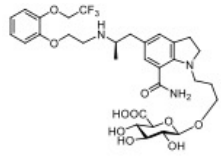
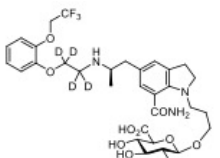
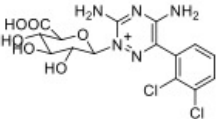
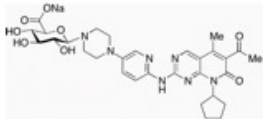
09 SGP Products

Catalog	CAS#	Structure	M.F	M.W	Name	Synonyms	Purity	Package
CBSGP00006	68418-91-7		C ₅₄ H ₉₀ N ₆ O ₃₈	1431.31			Min 95%	mg to g
CBSGP00007	82516-83-4		C ₈₈ H ₁₄₄ N ₆ O ₆₆	2370.1			Min 95%	ug to g
CBSGP00008	1125602-44-9; 71496-55-4		C ₈₄ H ₁₃₈ N ₆ O ₆₂	2224	A2 N-Glycan		Min 95%	ug to g
CBSGP00009	71496-53-2		C ₆₂ H ₁₀₄ N ₄ O ₄₆	1641.49	NA2 N-Glycan		Min 95%	ug to g
CBSGP00010	84808-02-6		C ₅₀ H ₈₄ N ₄ O ₃₆	1317.21	NGA2 N-Glycan		Min 95%	ug to g
CBSGP00011	125139-41-5		C ₅₀ H ₈₄ N ₄ O ₃₆	2256.01	Neu5Gc alpha(2-6) N-Glycan		Min 95%	ug to g



10

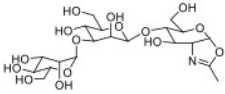
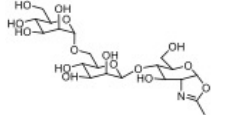
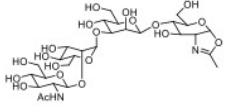
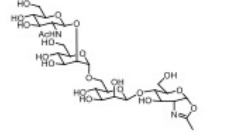
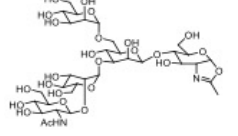
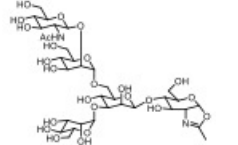
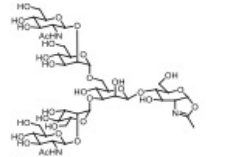
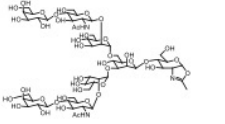

Metabolite Glucuronide

Catalog	CAS#	Structure	M.F	M.W	Name	Synonyms	Purity	Package
CBMBG00001	879396-70-0		C ₃₁ H ₄₀ F ₃ N ₃ O ₁₀	671.66	Silodosin β-D-Glucuronide	3-[7-(Aminocarbonyl)-2,3-dihydro-5-[(2R)-2-[[2-[2-(2,2,2-trifluoroethoxy)phenoxy]ethyl]amino]propyl]-1H-indol-1-yl]propyl β-D-Glucopyranosiduronic Acid	Min 98%	5 mg 10 mg 25 mg
CBMBG00002			C ₃₁ H ₃₆ D ₄ F ₃ N ₃ O ₁₀	675.69	Silodosin Glucuronide D4	3-[7-(Aminocarbonyl)-2,3-dihydro-5-[(2R)-2-[[2-[2-(2,2,2-trifluoroethoxy)phenoxy]ethyl]amino]propyl]-1H-indol-1-yl]propyl-d4 β-D-Glucopyranosiduronic Acid Monosodium Salt	Min 98%	5 mg 10 mg 25 mg
CBMBG00003	133310-19-7		C ₁₅ H ₁₆ Cl ₂ N ₅ O ₆	433.22	Lamotrigine N2-Glucuronide		Min 98%	5 mg 10 mg 25 mg
CBMBG00004			C ₃₀ H ₃₆ N ₇ NaO ₈	645.64	Palbociclib N-β-D-Glucuronide Sodium Salt		Min 98%	5 mg 10 mg 25 mg



11

N-Glycan oxazoline

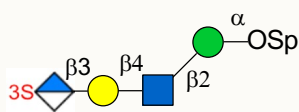
Catalog	CAS#	Structure	M.F	M.W	Name	Synonyms	Purity	Package
CBNGO00001			C ₂₀ H ₃₃ NO ₁₅	527.48			Min 90%	mg to g
CBNGO00002			C ₂₀ H ₃₃ NO ₁₅	527.48			Min 90%	mg to g
CBNGO00003			C ₂₈ H ₄₆ N ₂ O ₂₀	730.67			Min 90%	mg to g
CBNGO00004			C ₂₈ H ₄₆ N ₂ O ₂₀	730.67			Min 90%	mg to g
CBNGO00005			C ₃₄ H ₅₆ N ₂ O ₂₅	892.81			Min 90%	mg to g
CBNGO00006			C ₃₄ H ₅₆ N ₂ O ₂₅	892.81			Min 90%	mg to g
CBNGO00007			C ₄₂ H ₆₉ N ₃ O ₃₀	1096.01			Min 90%	mg to g
CBNGO00008			C ₅₄ H ₈₉ N ₃ O ₄₀	1420.29			Min 90%	mg to g
CBNGO00009			C ₇₆ H ₁₂₃ N ₅ O ₅₆	2002.8			Min 90%	mg to g



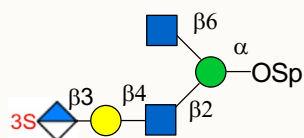
12

Important Glycans

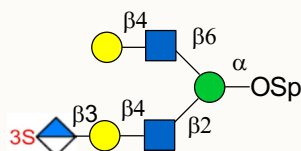
12.1 O-Mannose Glycans Containing Sulfated or Non-Sulfated HNK-1 Epitope



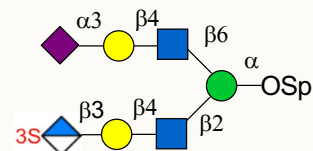
CBCMS001



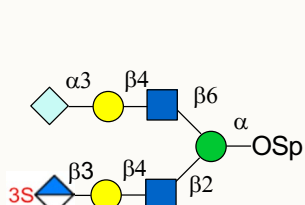
CBCMS002



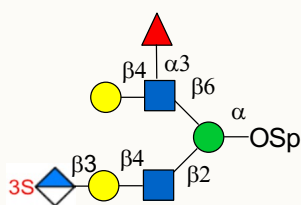
CBCMS003



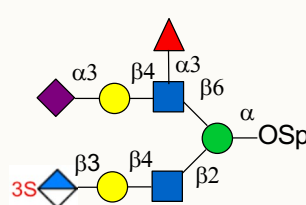
CBCMS004



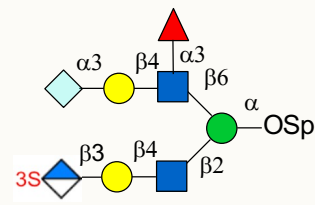
CBCMS005



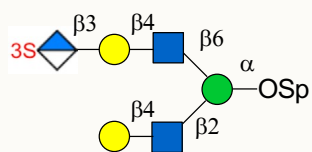
CBCMS006



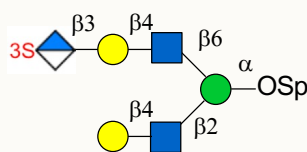
CBCMS007



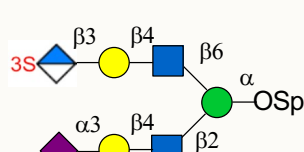
CBCMS008



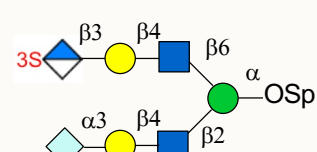
CBCMS009



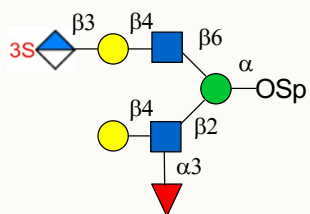
CBCMS010



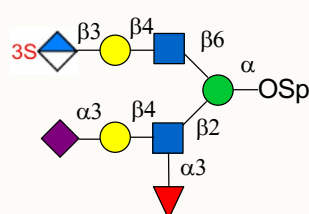
CBCMS011



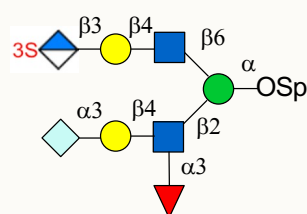
CBCMS012



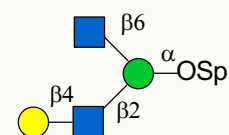
CBCMS013



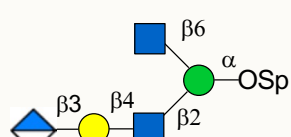
CBCMS014



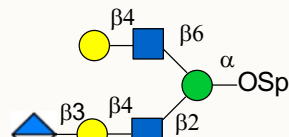
CBCMS015



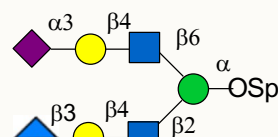
CBCMS016



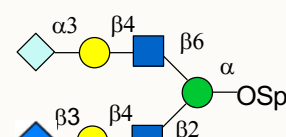
CBCMS017



CBCMS018

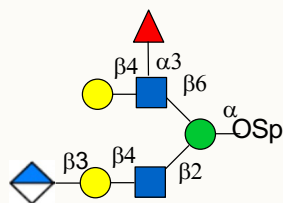


CBCMS019

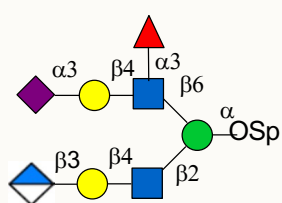


CBCMS020

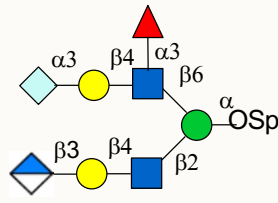
12.1 O-Mannose Glycans Containing Sulfated or Non-Sulfated HNK-1 Epitope



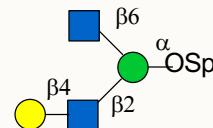
CBCMS021



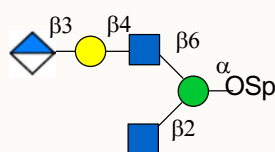
CBCMS022



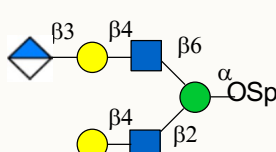
CBCMS023



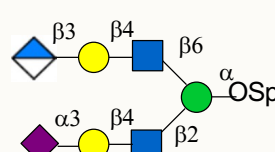
CBCMS024



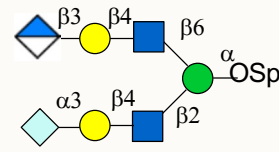
CBCMS025



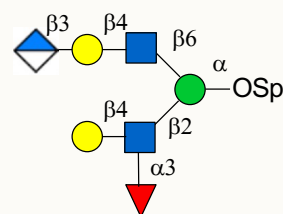
CBCMS026



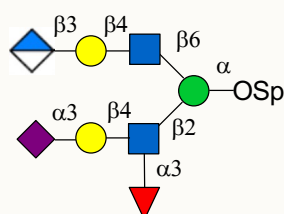
CBCMS027



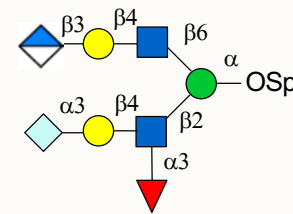
CBCMS028



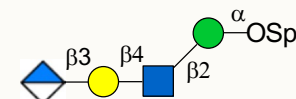
CBCMS029



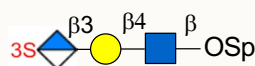
CBCMS030



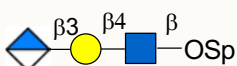
CBCMS031



CBCMS032



CBCMS033

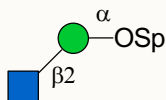


CBCMS034

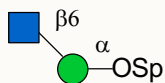


12 Important Glycans

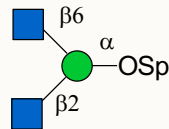
12.2 O-Mannose Glycans



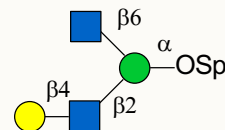
CBCOM001



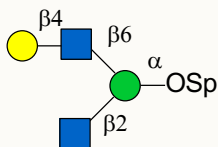
CBCOM002



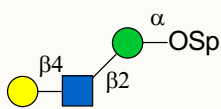
CBCOM003



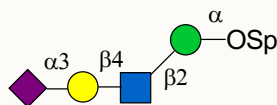
CBCOM004



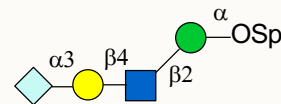
CBCOM005



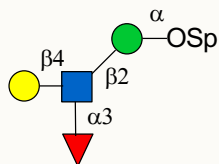
CBCOM006



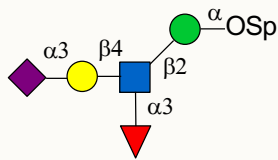
CBCOM007



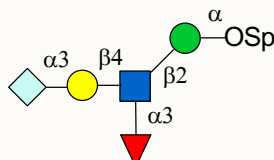
CBCOM008



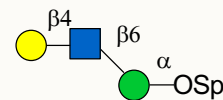
CBCOM009



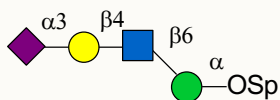
CBCMS010



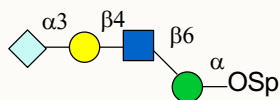
CBCOM011



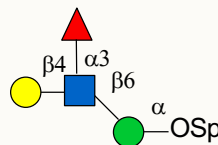
CBCOM012



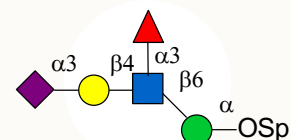
CBCOM013



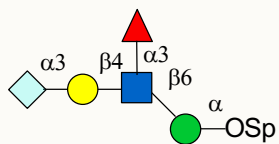
CBCOM014



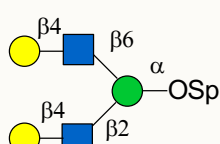
CBCOM015



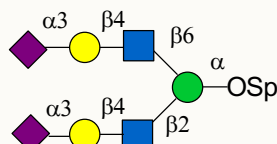
CBCOM016



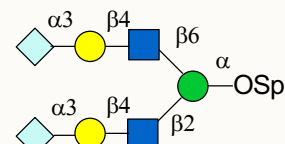
CBCOM017



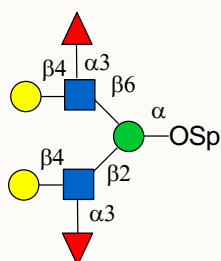
CBCOM018



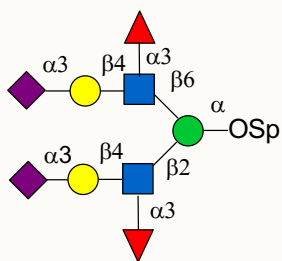
CBCOM019



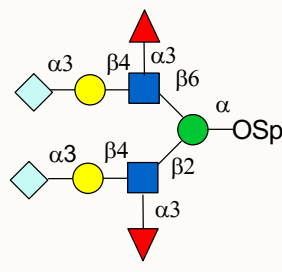
CBCOM020



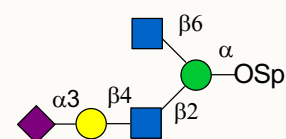
CBCOM021



CBCOM022

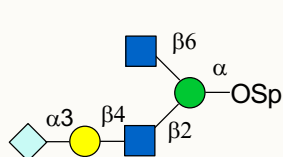


CBCOM023

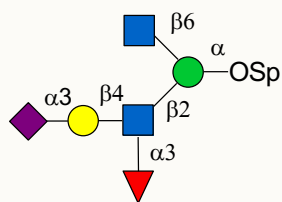


CBCOM024

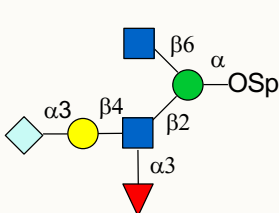
12.2 O-Mannose Glycans



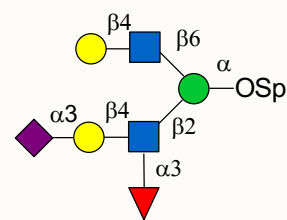
CBCOM025



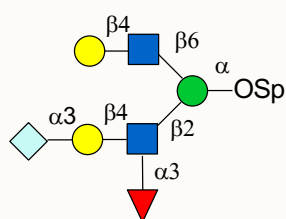
CBCOM026



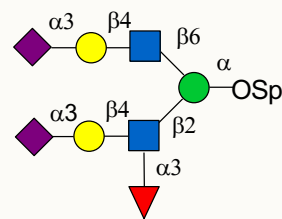
CBCOM027



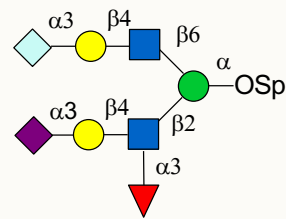
CBCOM028



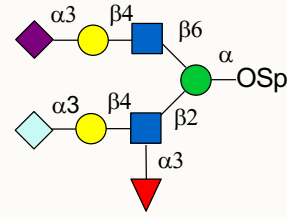
CBCOM029



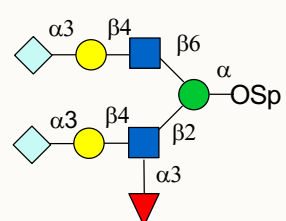
CBCOM030



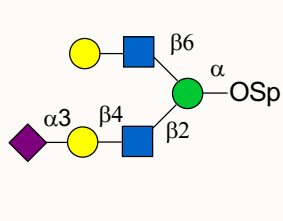
CBCOM031



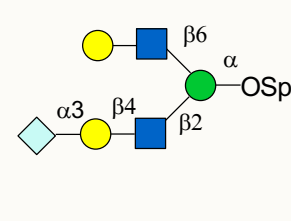
CBCOM032



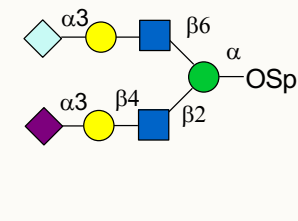
CBCOM033



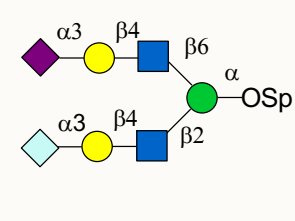
CBCOM034



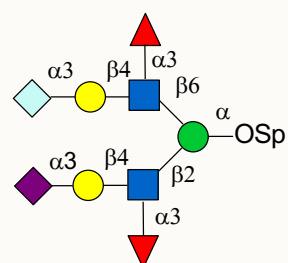
CBCOM035



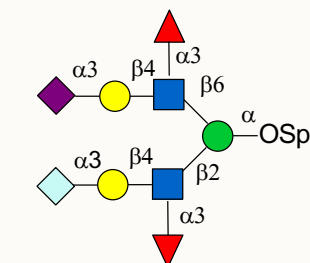
CBCOM036



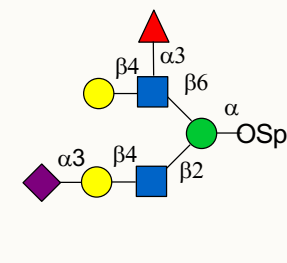
CBCOM037



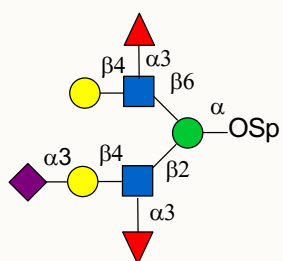
CBCOM038



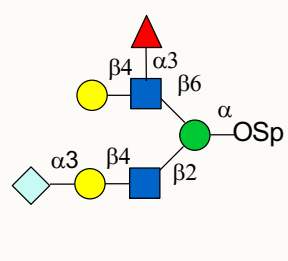
CBCOM039



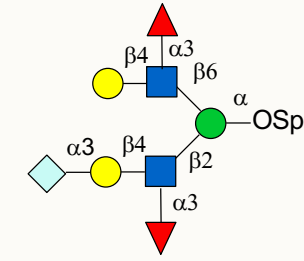
CBCOM040



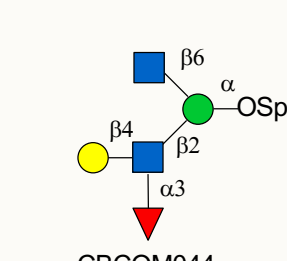
CBCOM041



CBCOM042

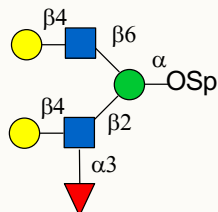


CBCOM043

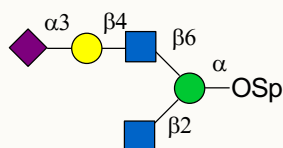


CBCOM044

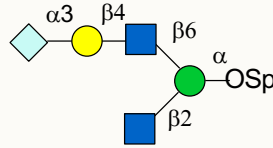
12.2 O-Mannose Glycans



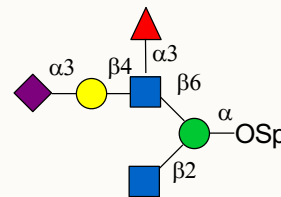
CBCOM045



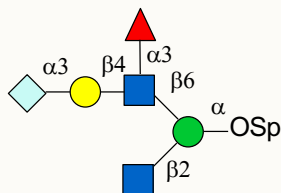
CBCOM046



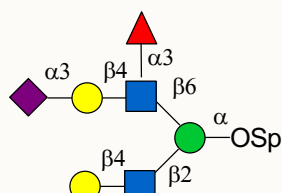
CBCOM047



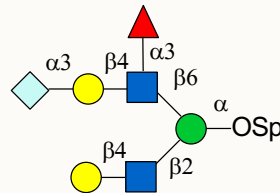
CBCOM048



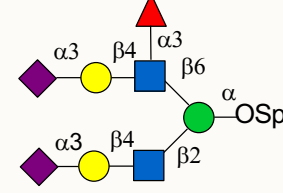
CBCOM049



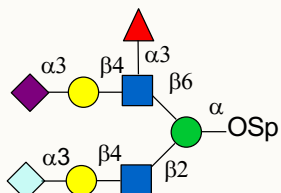
CBCOM050



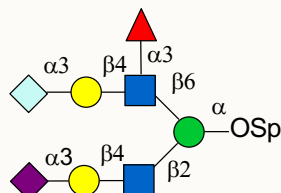
CBCOM051



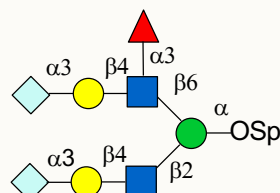
CBCOM052



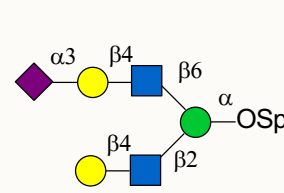
CBCOM053



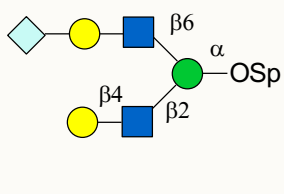
CBCOM054



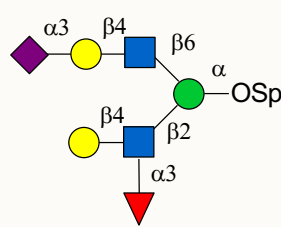
CBCOM055



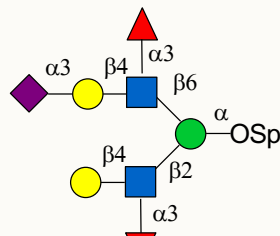
CBCOM056



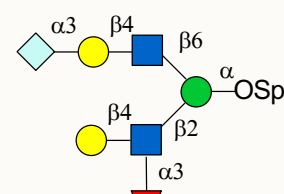
CBCOM057



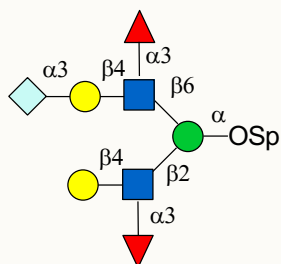
CBCOM058



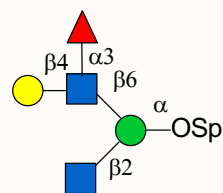
CBCOM059



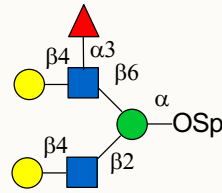
CBCOM060



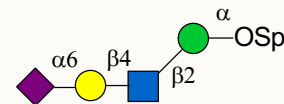
CBCOM061



CBCOM062



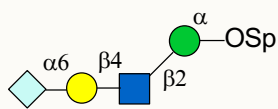
CBCOM063



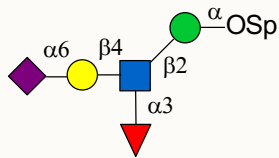
CBCOM064

12 Important Glycans

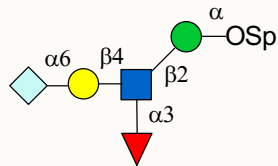
12.2 O-Mannose Glycans



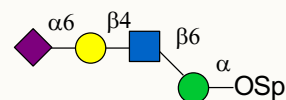
CBCOM065



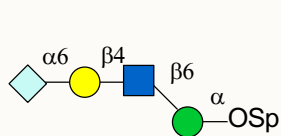
CBCMS066



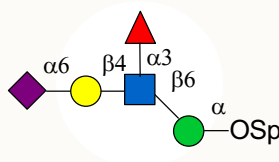
CBCOM067



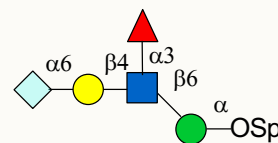
CBCOM068



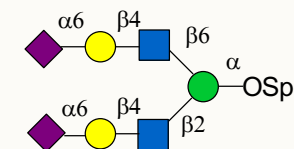
CBCOM069



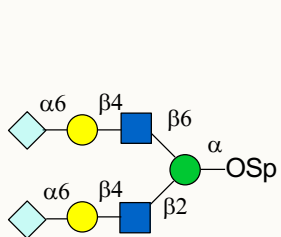
CBCOM070



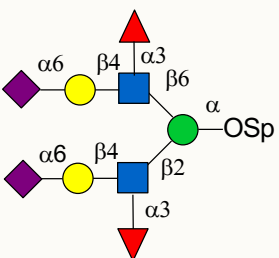
CBCOM071



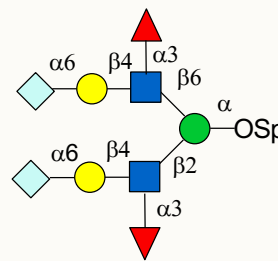
CBCOM072



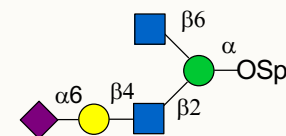
CBCOM073



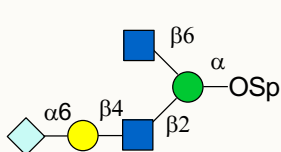
CBCOM074



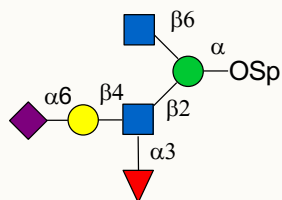
CBCOM075



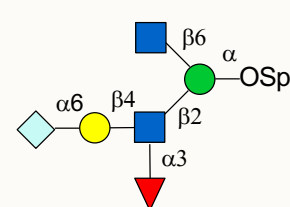
CBCOM076



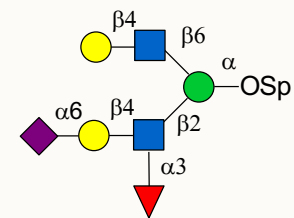
CBCOM077



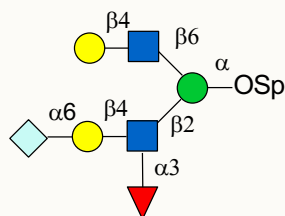
CBCOM078



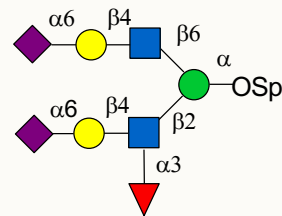
CBCOM079



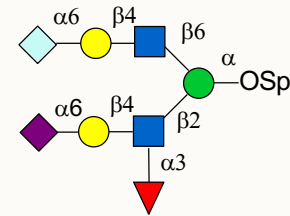
CBCOM080



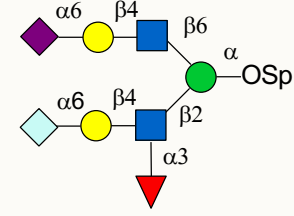
CBCOM081



CBCOM082

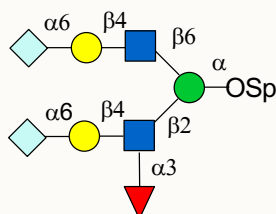


CBCOM083

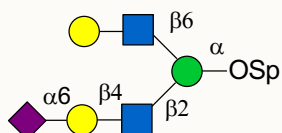


CBCOM084

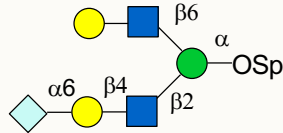
12.2 O-Mannose Glycans



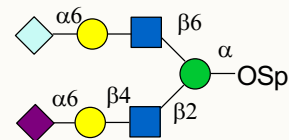
CBCOM085



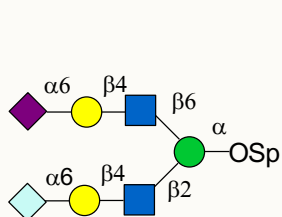
CBCOM086



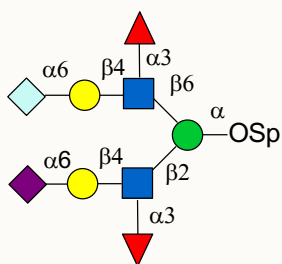
CBCOM087



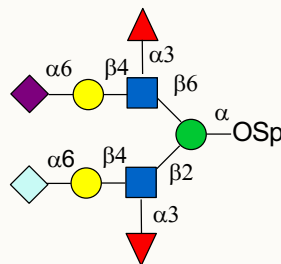
CBCOM088



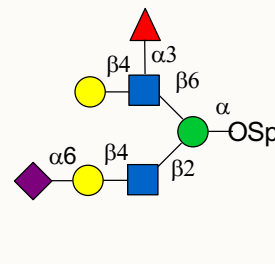
CBCOM089



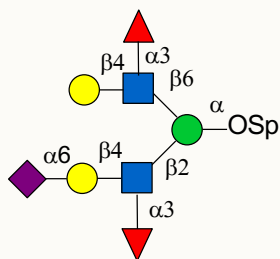
CBCOM090



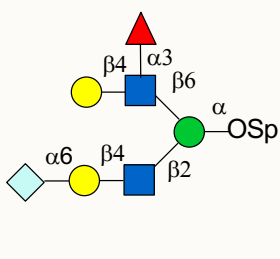
CBCOM091



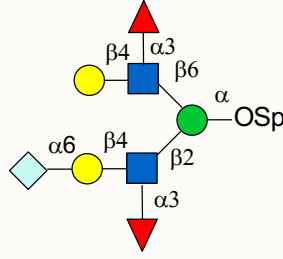
CBCOM092



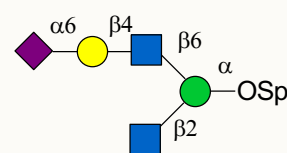
CBCOM093



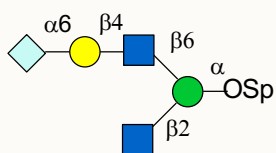
CBCOM094



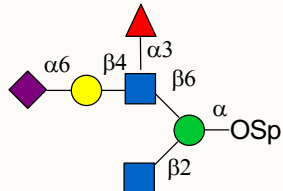
CBCOM095



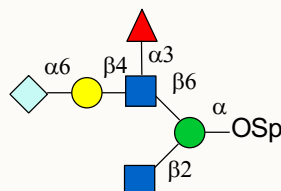
CBCOM096



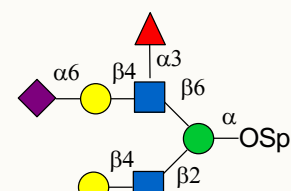
CBCOM097



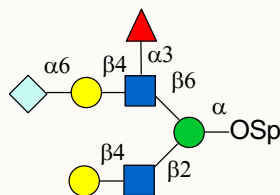
CBCOM098



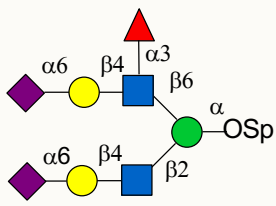
CBCOM099



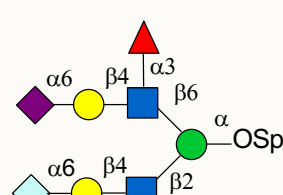
CBCOM100



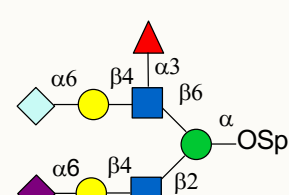
CBCOM101



CBCOM102



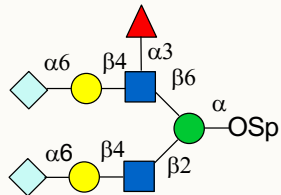
CBCOM103



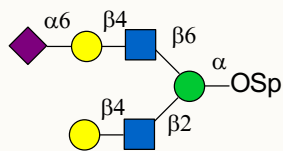
CBCOM104

12 Important Glycans

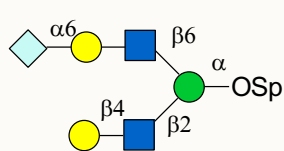
12.2 O-Mannose Glycans



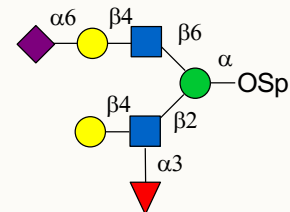
CBCOM105



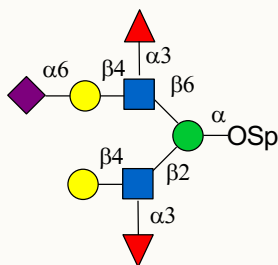
CBCOM106



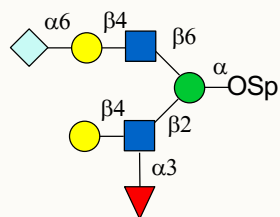
CBCOM107



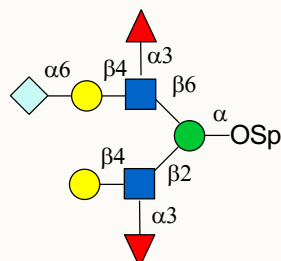
CBCOM108



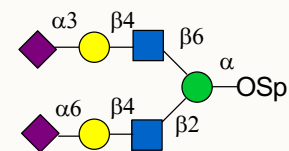
CBCOM109



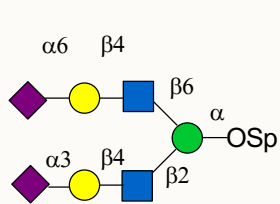
CBCOM110



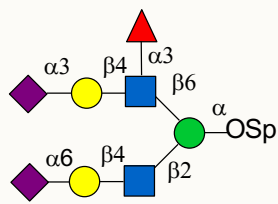
CBCOM111



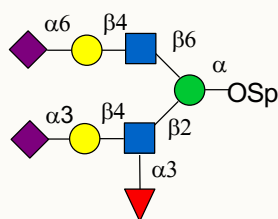
CBCOM112



CBCOM113



CBCOM114



CBCOM115

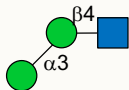


12 Important Glycans

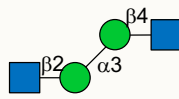
12.3 High Mannose Glycans



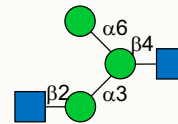
CBM00001



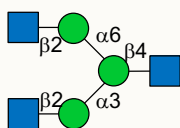
CBM20000



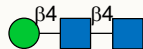
CBM20001



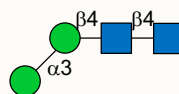
CBM30001



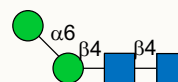
CBM30002



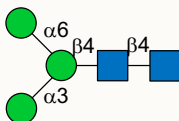
CBM10000



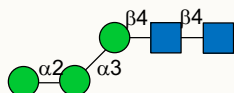
CBM21000



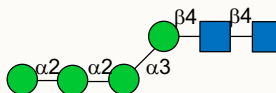
CBM20100



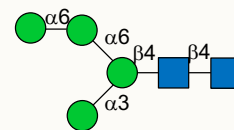
CBM31100



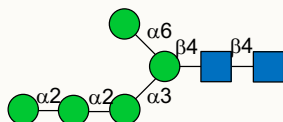
CBM32000



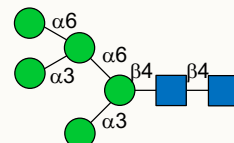
CBM43000



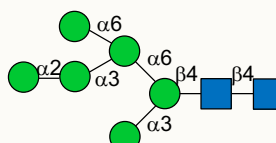
CBM41101



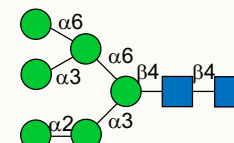
CBM53100



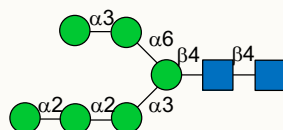
CBM51111



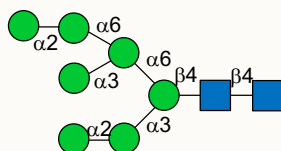
CBM61121



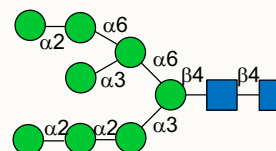
CBM62111



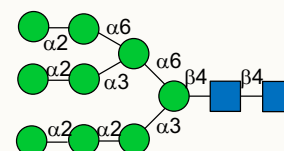
CBM63100



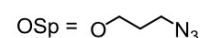
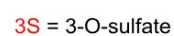


CBM72112



CBM83112



CBM93122

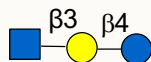


12 Important Glycans

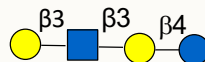
12.4 Lacto-series



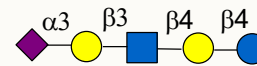
CBLAC001



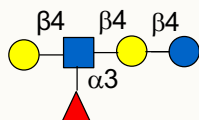
CBLAC002



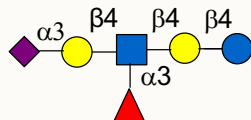
CBLAC003



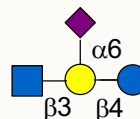
CBLAC004



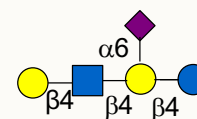
CBLAC005



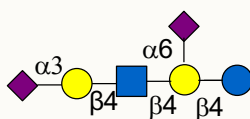
CBLAC006



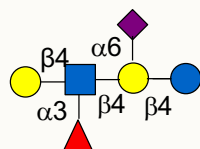
CBLAC007



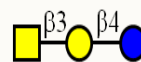
CBLAC008



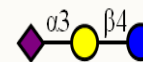
CBLAC009



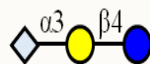
CBLAC010



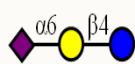
CBLAC011



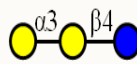
CBLAC012



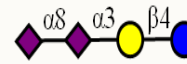
CBLAC013



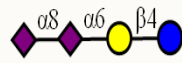
CBLAC014



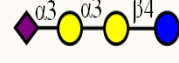
CBLAC015



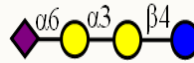
CBLAC016



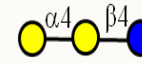
CBLAC017



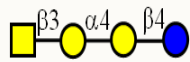
CBLAC018



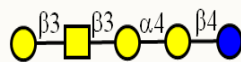
CBLAC019



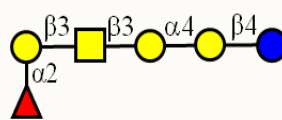
CBLAC020



CBLAC021



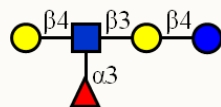
CBLAC022



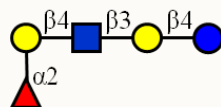
CBLAC023



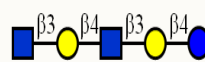
CBLAC024



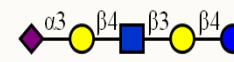
CBLAC025



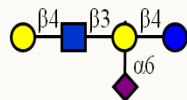
CBLAC026



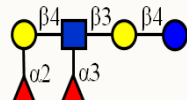
CBLAC027



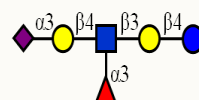
CBLAC028



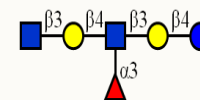
CBLAC029



CBLAC030



CBLAC031



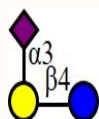
CBLAC032

12 Important Glycans

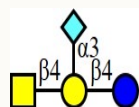
12.4 Lacto-series



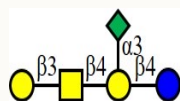
CBLAC033



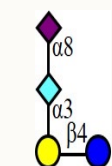
CBLAC037



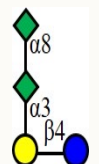
CBLAC041



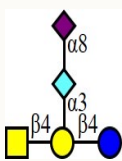
CBLAC045



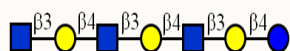
CBLAC049



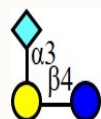
CBLAC053



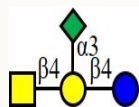
CBLAC057



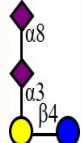
CBLAC034



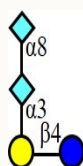
CBLAC038



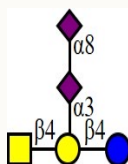
CBLAC042



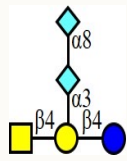
CBLAC046



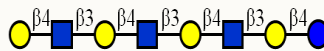
CBLAC050



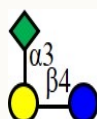
CBLAC054



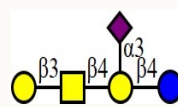
CBLAC058



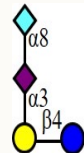
CBLAC035



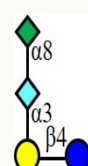
CBLAC039



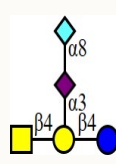
CBLAC043



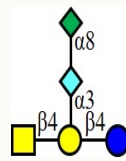
CBLAC047



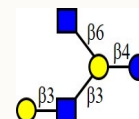
CBLAC051



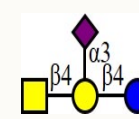
CBLAC055



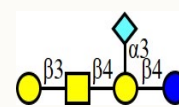
CBLAC059



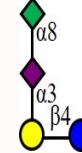
CBLAC036



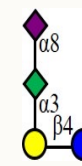
CBLAC040



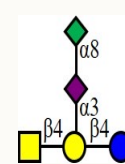
CBLAC044



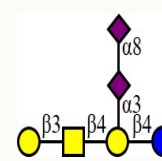
CBLAC048



CBLAC052

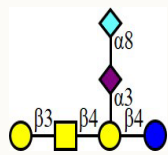


CBLAC056

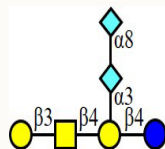


CBLAC060

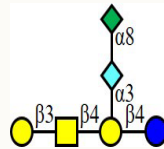
12.4 Lacto-series



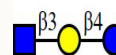
CBLAC061



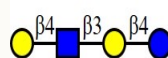
CBLAC062



CBLAC063



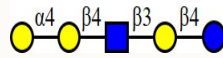
CBLAC064



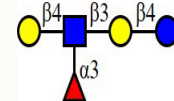
CBLAC065



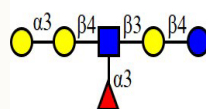
CBLAC066



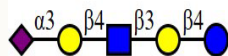
CBLAC067



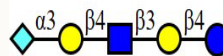
CBLAC068



CBLAC069



CBLAC070



CBLAC071



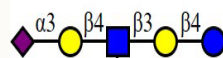
CBLAC072



CBLAC073



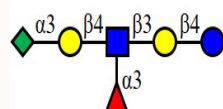
CBLAC074



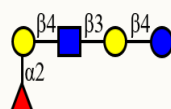
CBLAC075



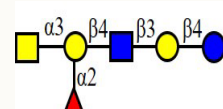
CBLAC076



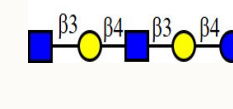
CBLAC077



CBLAC078



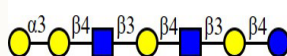
CBLAC079



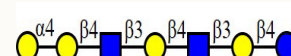
CBLAC080



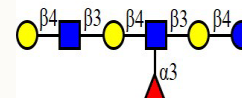
CBLAC081



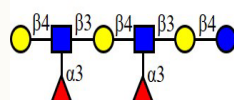
CBLAC082



CBLAC083



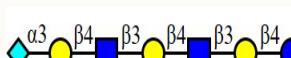
CBLAC084



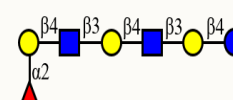
CBLAC085



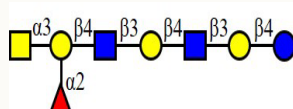
CBLAC086



CBLAC087



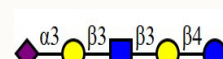
CBLAC088



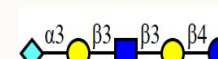
CBLAC089



CBLAC090



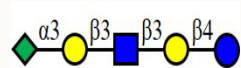
CBLAC091



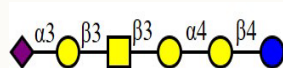
CBLAC092

12 Important Glycans

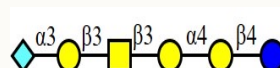
12.4 Lacto-series



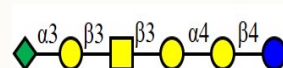
CBLAC093



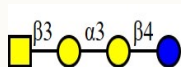
CBLAC094



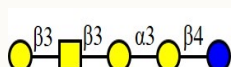
CBLAC095



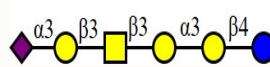
CBLAC096



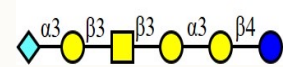
CBLAC097



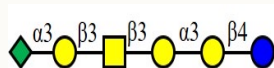
CBLAC098



CBLAC099

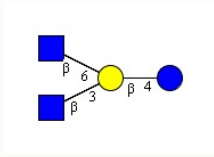


CBLAC100

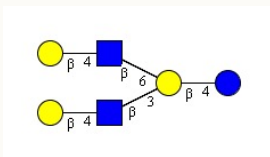


CBLAC101

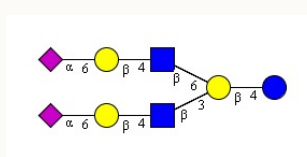
12.5 Human Milk Oligosaccharides (HMOs)



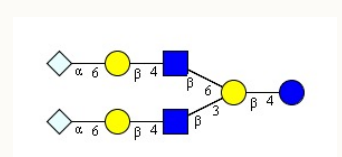
CBHMO001



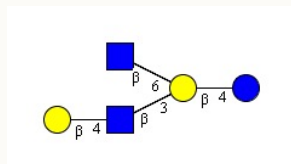
CBHMO002



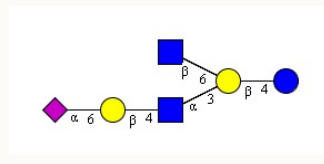
CBHMO003



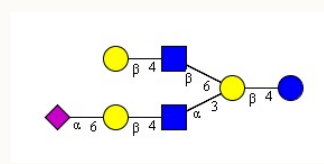
CBHMO004



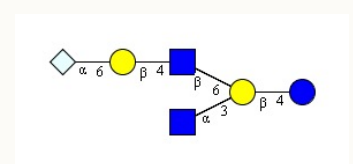
CBHMO005



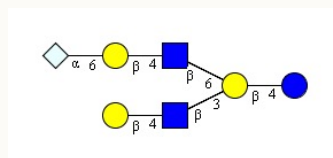
CBHMO006



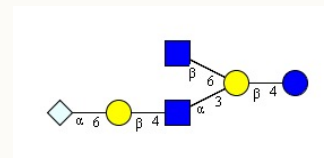
CBHMO007



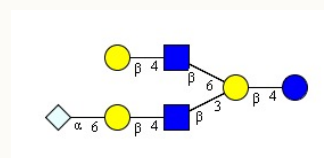
CBHMO008



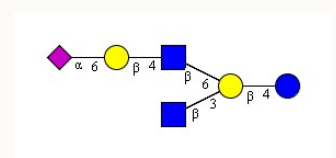
CBHMO009



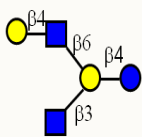
CBHMO010



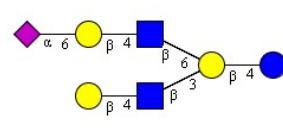
CBHMO011



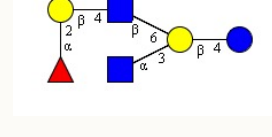
CBHMO012



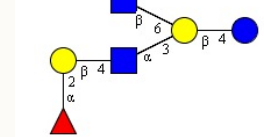
CBHMO013



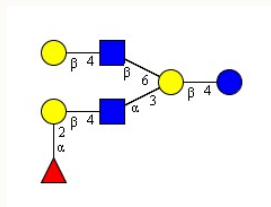
CBHMO014



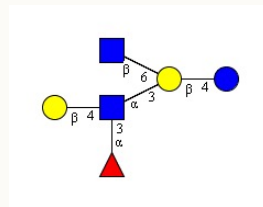
CBHMO015



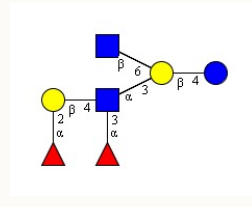
CBHMO016



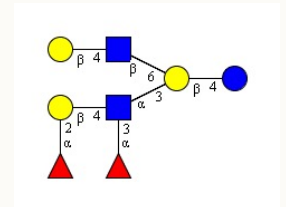
CBHMO017



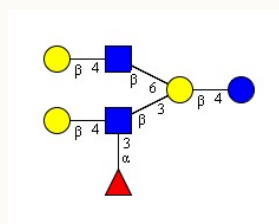
CBHMO018



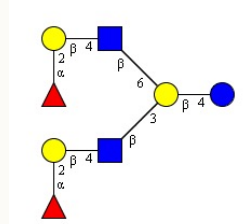
CBHMO019



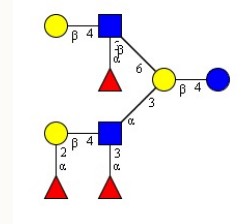
CBHMO020



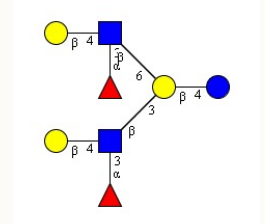
CBHMO021



CBHMO022



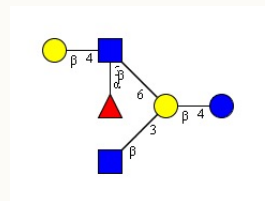
CBHMO023



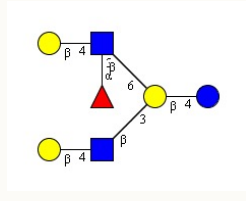
CBHMO024

12 Important Glycans

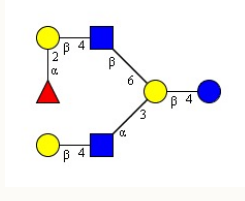
12.5 Human Milk Oligosaccharides (HMOs)



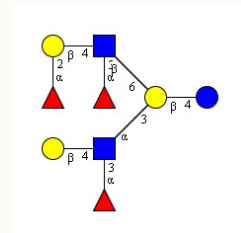
CBHMO025



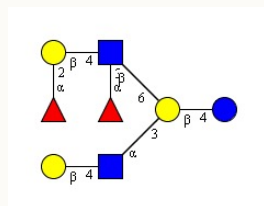
CBHMO026



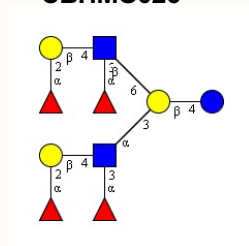
CBHMO027



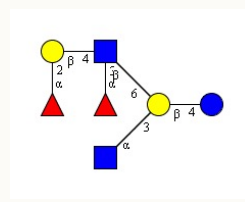
CBHMO028



CBHMO029



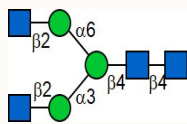
CBHMO030



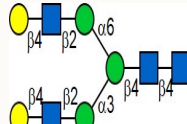
CBHMO031

12 Important Glycans

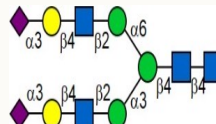
12.6 N-glycans



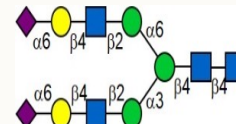
CBN001



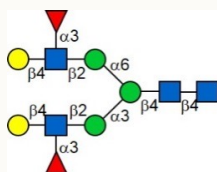
CBN002



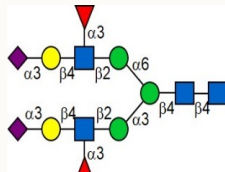
CBN003



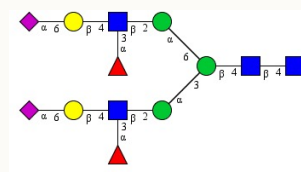
CBN004



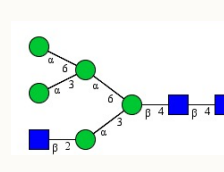
CBN005



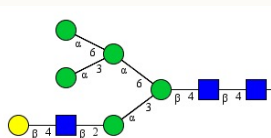
CBN006



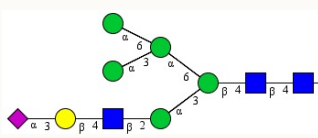
CBN007



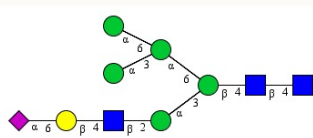
CBN008



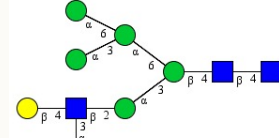
CBN009



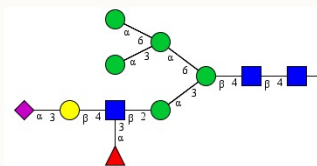
CBN010



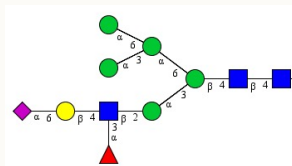
CBN011



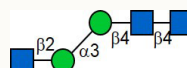
CBN012



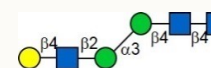
CBN013



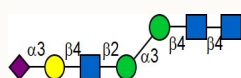
CBN014



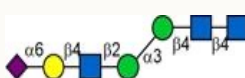
CBN015



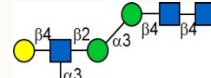
CBN016



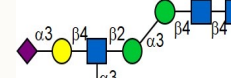
CBN017



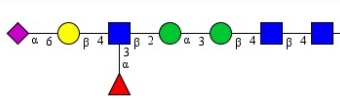
CBN018



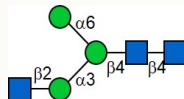
CBN019



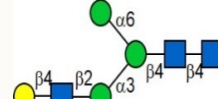
CBN020



CBN021



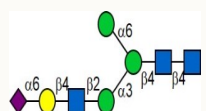
CBN022



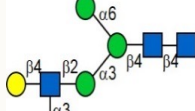
CBN023



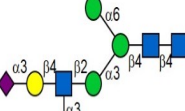
CBN024



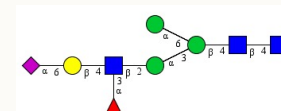
CBN025



CBN026

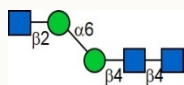


CBN027

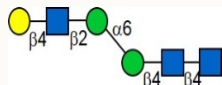


CBN028

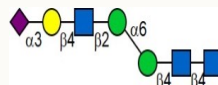
12.6 N-glycans



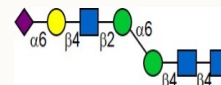
CBN029



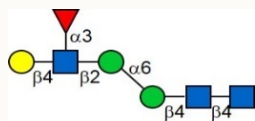
CBN030



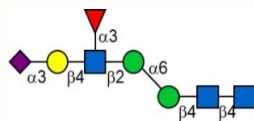
CBN031



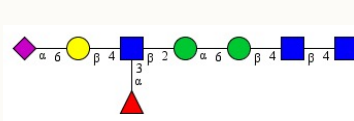
CBN032



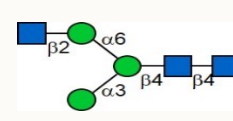
CBN033



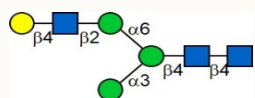
CBN034



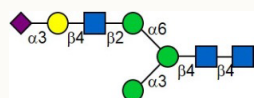
CBN035



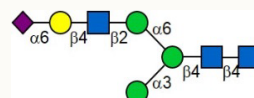
CBN036



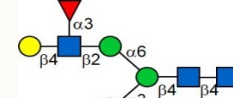
CBN037



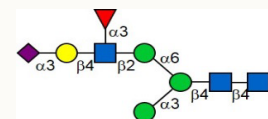
CBN038



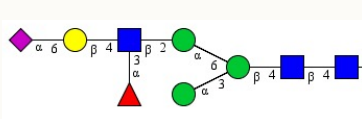
CBN039



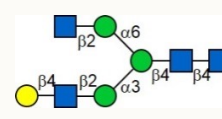
CBN040



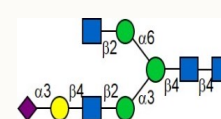
CBN041



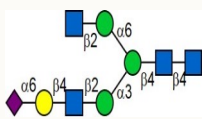
CBN042



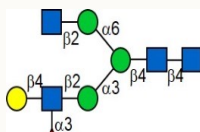
CBN043



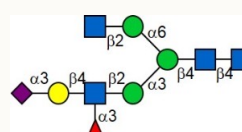
CBN044



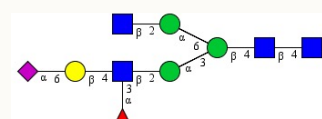
CBN045



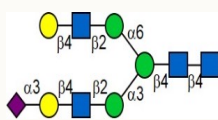
CBN046



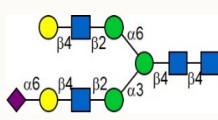
CBN047



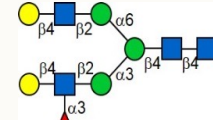
CBN048



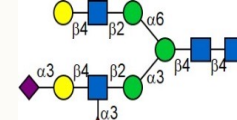
CBN049



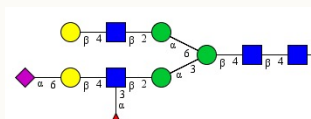
CBN050



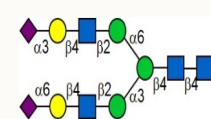
CBN051



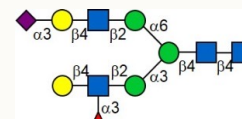
CBN052



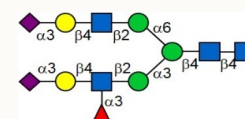
CBN053



CBN054

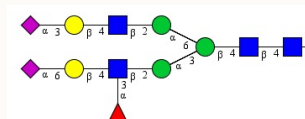


CBN055

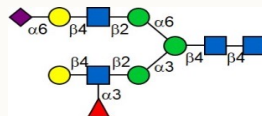


CBN056

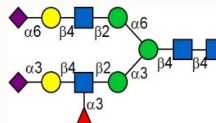
12.6 N-glycans



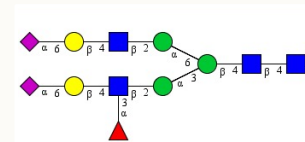
CBN057



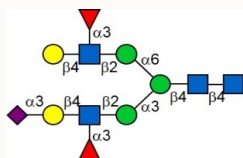
CBN058



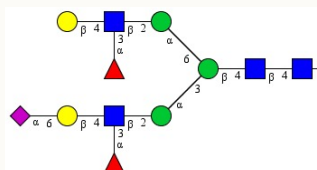
CBN059



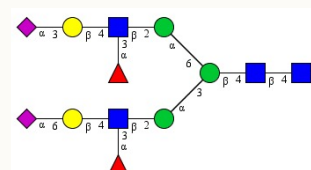
CBN060



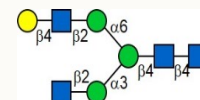
CBN061



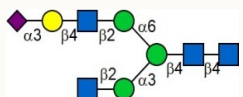
CBN062



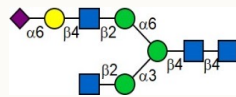
CBN063



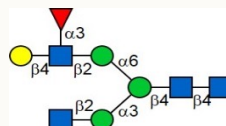
CBN064



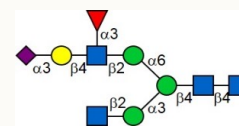
CBN065



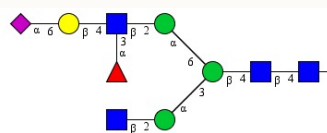
CBN066



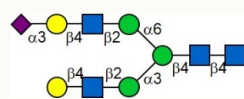
CBN067



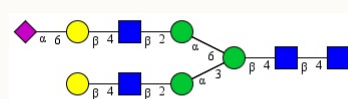
CBN068



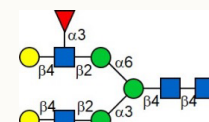
CBN069



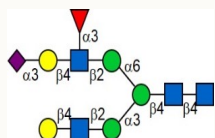
CBN070



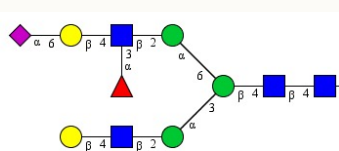
CBN071



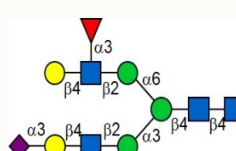
CBN072



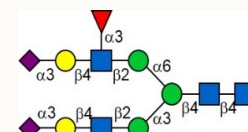
CBN073



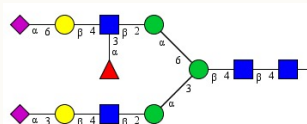
CBN074



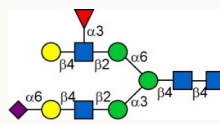
CBN075



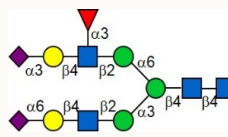
CBN076



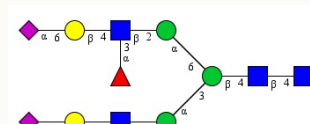
CBN077



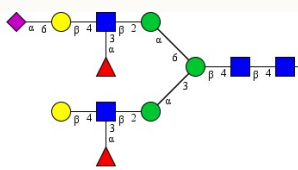
CBN078



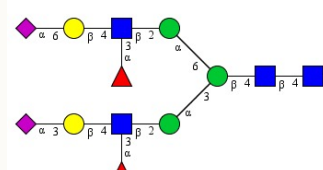
CBN079



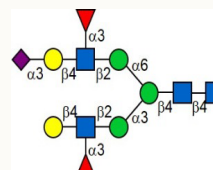
CBN080



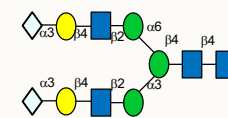
CBN081



CBN082

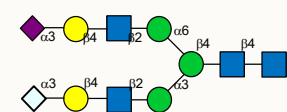


CBN083

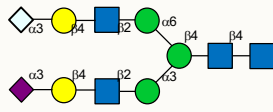


CBN084

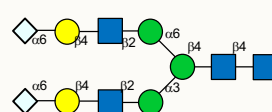
12.6 N-glycans



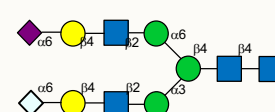
CBN085



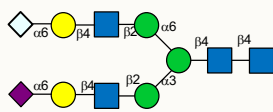
CBN086



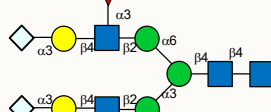
CBN087



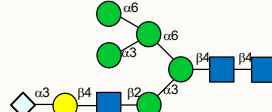
CBN088



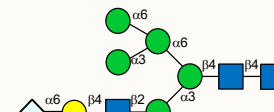
CBN089



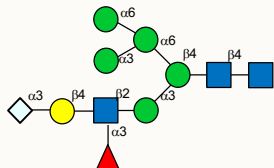
CBN090



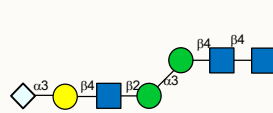
CBN091



CBN092



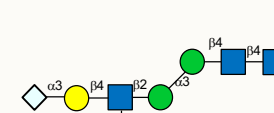
CBN093



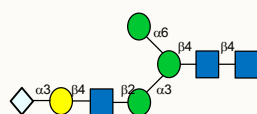
CBN094



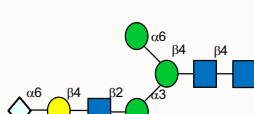
CBN095



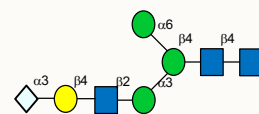
CBN096



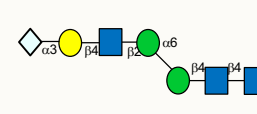
CBN097



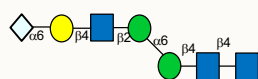
CBN098



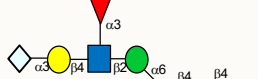
CBN099



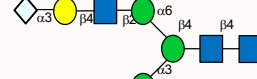
CBN100



CBN101



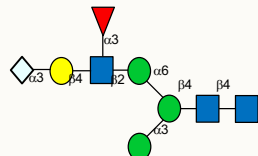
CBN102



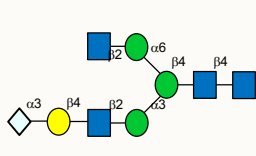
CBN103



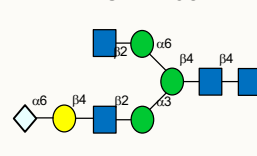
CBN104



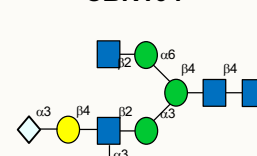
CBN105



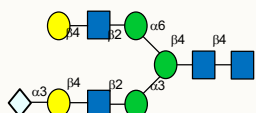
CBN106



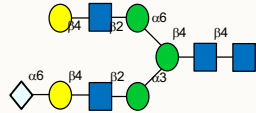
CBN107



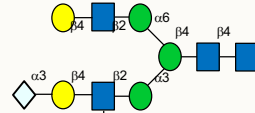
CBN108



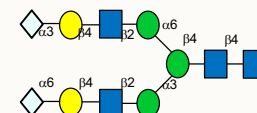
CBN109



CBN110

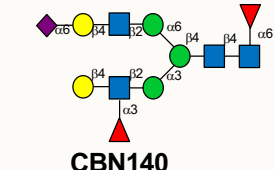
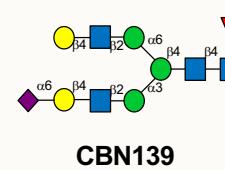
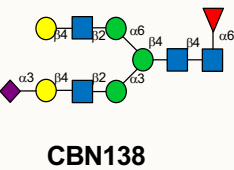
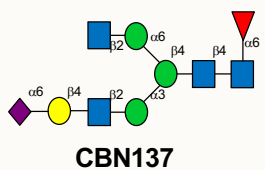
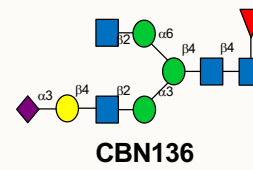
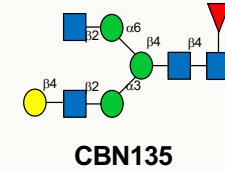
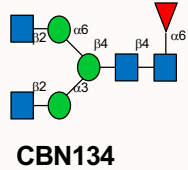
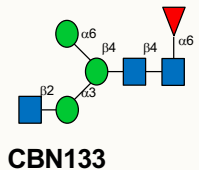
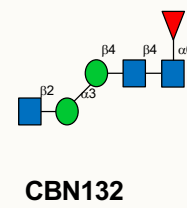
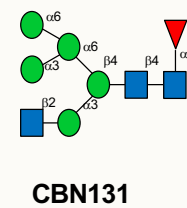
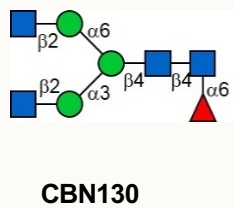
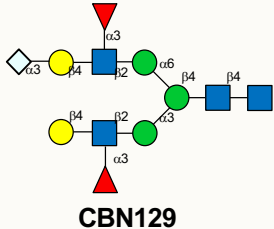
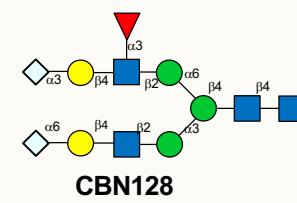
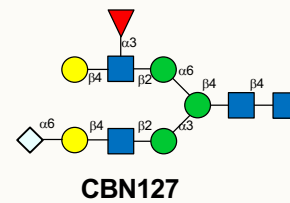
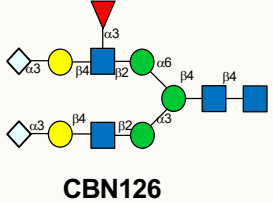
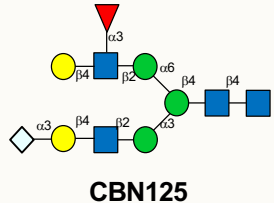
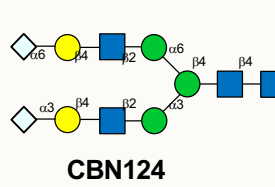
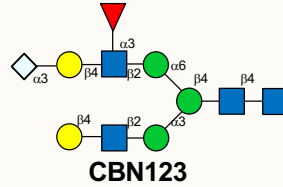
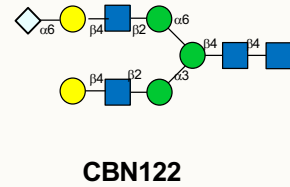
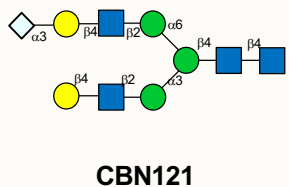
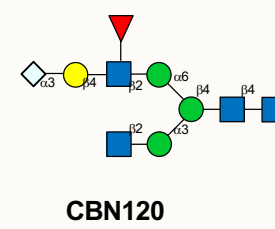
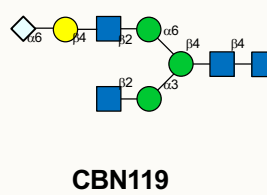
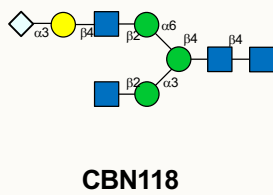
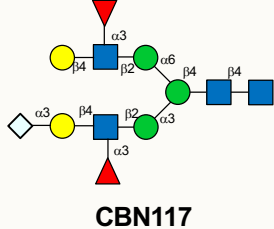
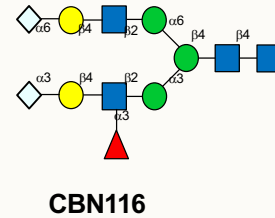
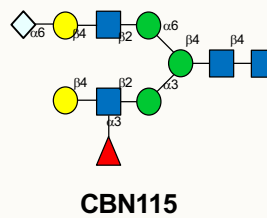
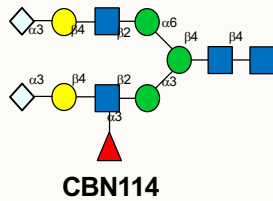
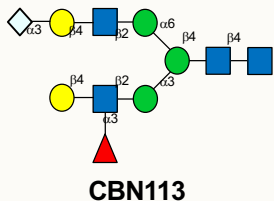


CBN111



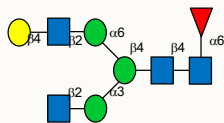
CBN112

12.6 N-glycans

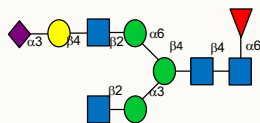


12 Important Glycans

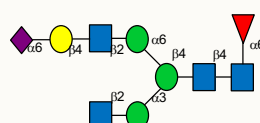
12.6 N-glycans



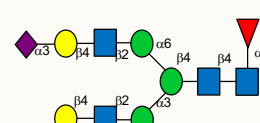
CBN141



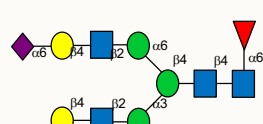
CBN142



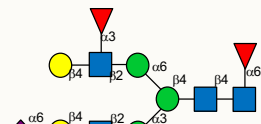
CBN143



CBN144

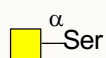


CBN145

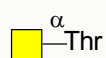


CBN146

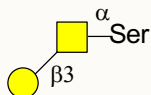
12.7 O-glycans



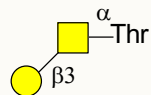
CBO001



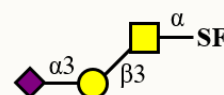
CBO002



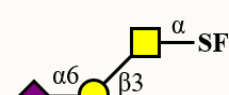
CBO10S



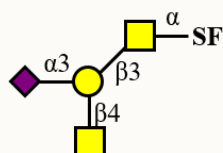
CBO10T



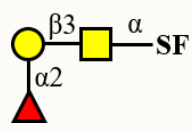
CBO101



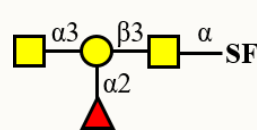
CBO102



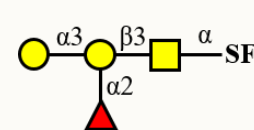
CBO103



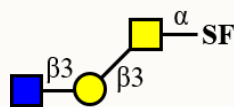
CBO104



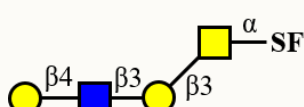
CBO105



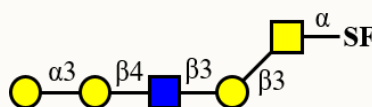
CBO106



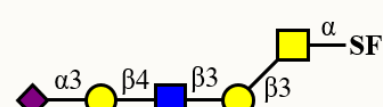
CBO107



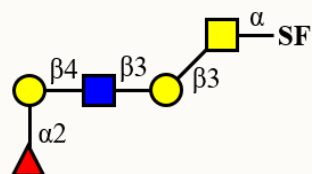
CBO108



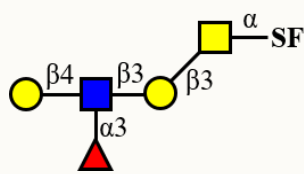
CBO109



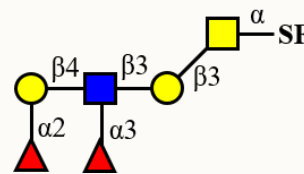
CBO110



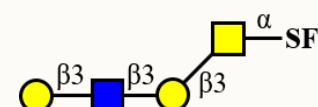
CBO111



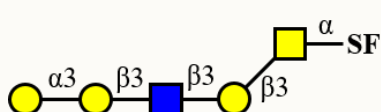
CBO112



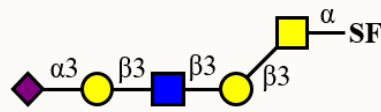
CBO113



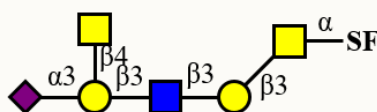
CBO114



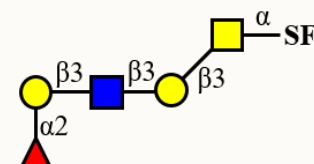
CBO115



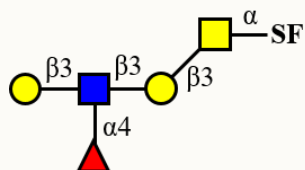
CBO116



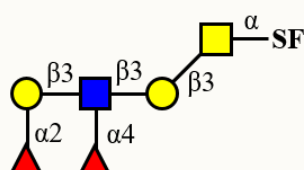
CBO117



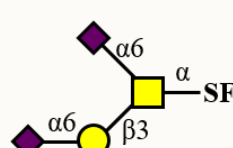
CBO118



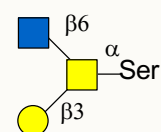
CBO119



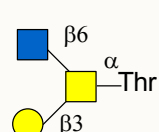
CBO120



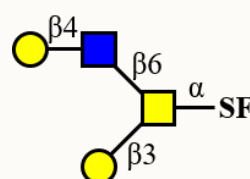
CBO121



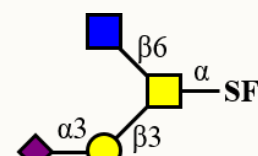
CBO20S



CBO20T

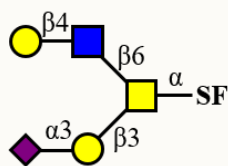


CBO201

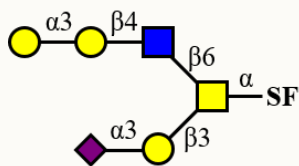


CBO202

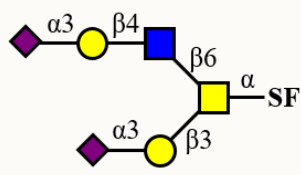
12.7 O-glycans



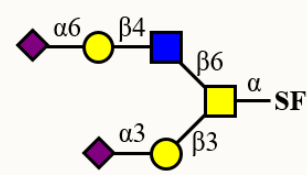
CBO203



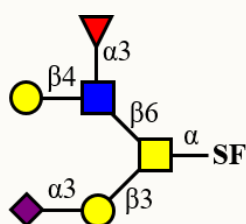
CBO204



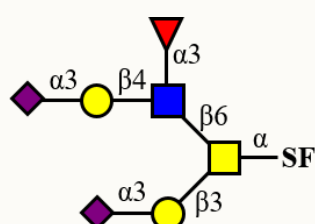
CBO205



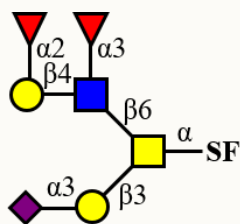
CBO206



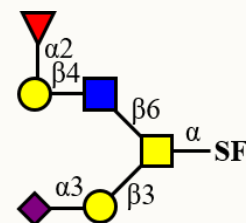
CBO207



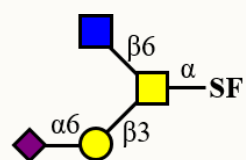
CBO208



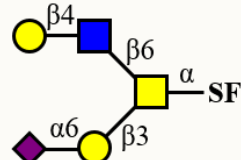
CBO209



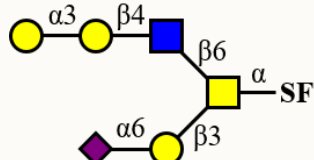
CBO210



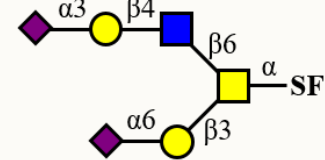
CBO211



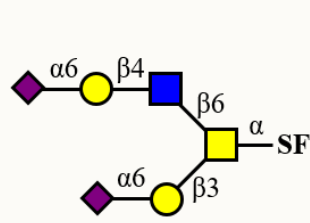
CBO212



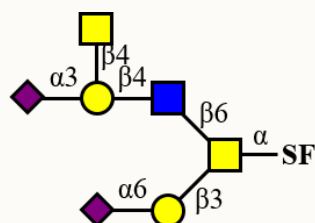
CBO213



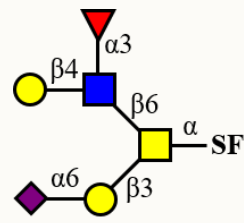
CBO214



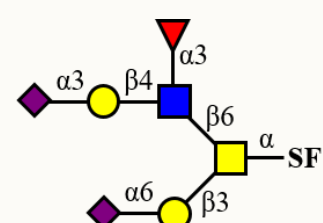
CBO215



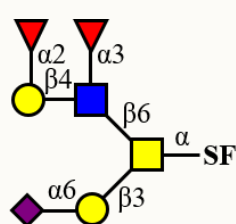
CBO216



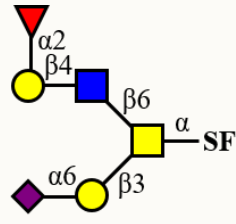
CBO217



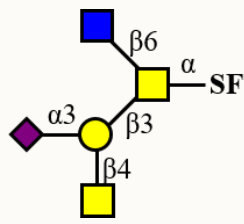
CBO218



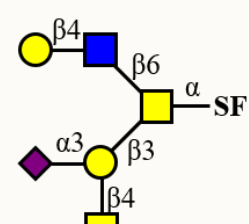
CBO219



CBO220

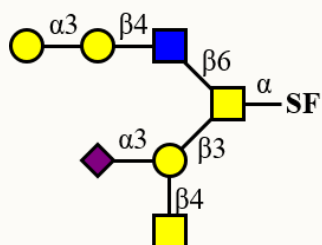


CBO221

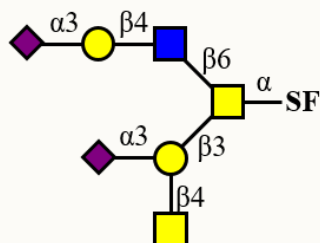


CBO222

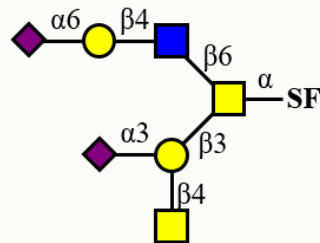
12.7 O-glycans



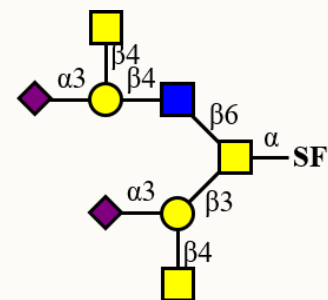
CBO223



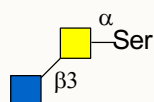
CBO224



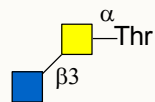
CBO225



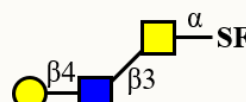
CBO226



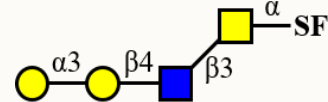
CBO30S



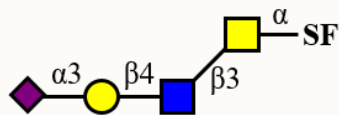
CBO30T



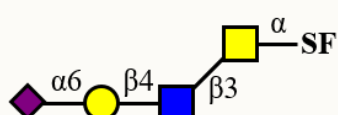
CBO301



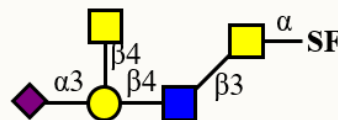
CBO302



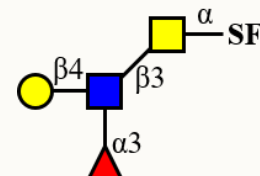
CBO303



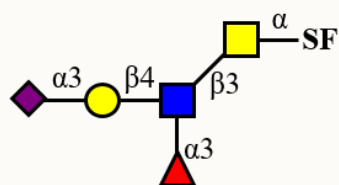
CBO304



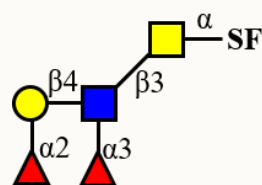
CBO305



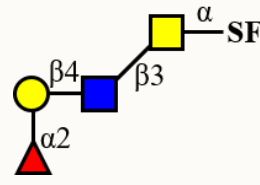
CBO306



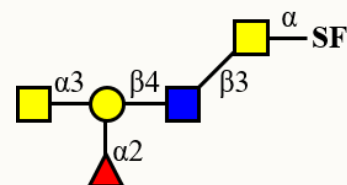
CBO307



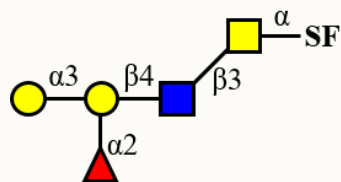
CBO308



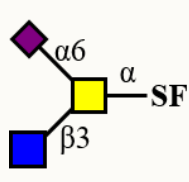
CBO309



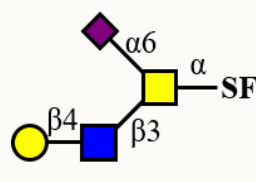
CBO310



CBO311



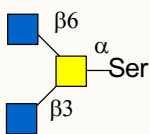
CBO312



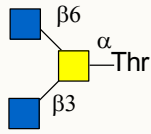
CBO313

12 Important Glycans

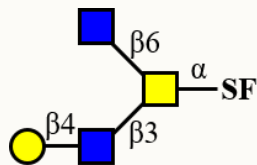
12.7 O-glycans



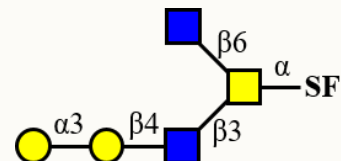
CBO40S



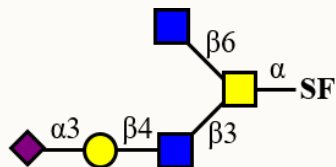
CBO40T



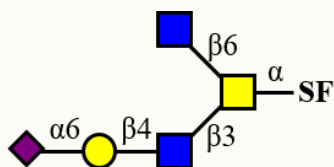
CBO401



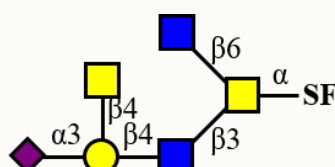
CBO402



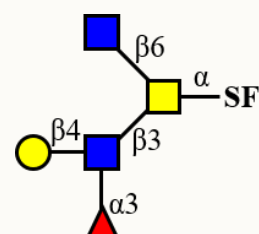
CBO403



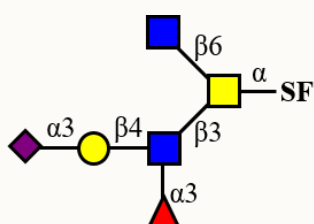
CBO404



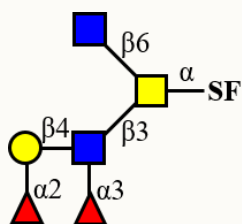
CBO405



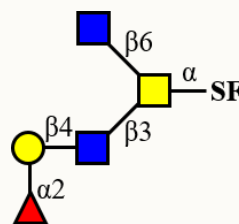
CBO406



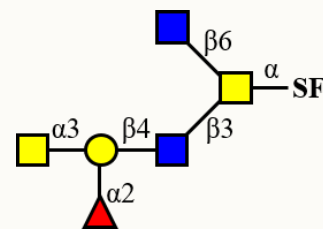
CBO407



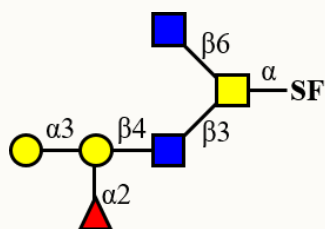
CBO408



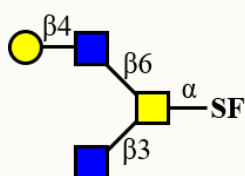
CBO409



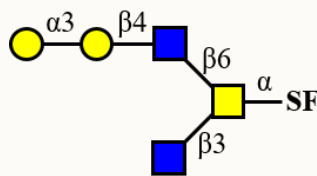
CBO410



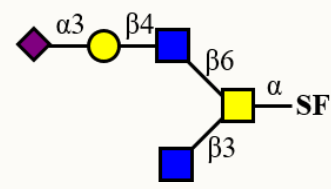
CBO411



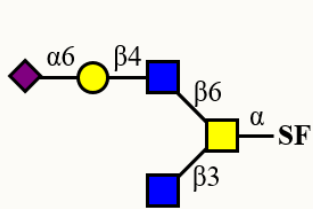
CBO412



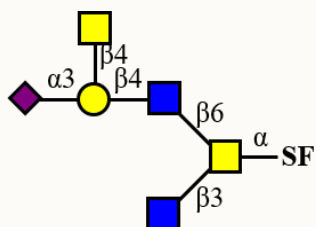
CBO413



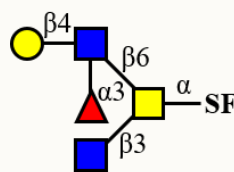
CBO414



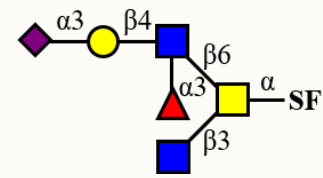
CBO415



CBO416

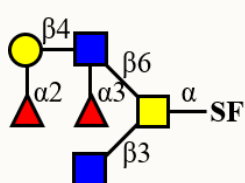


CBO417

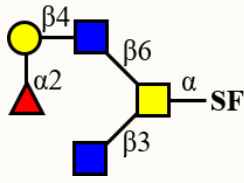


CBO418

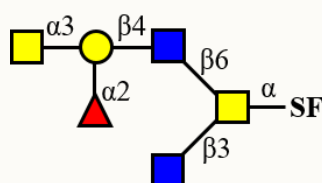
12.7 O-glycans



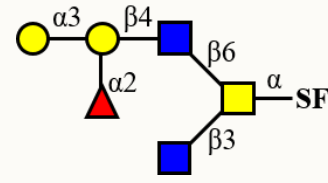
CBO419



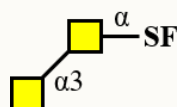
CBO420



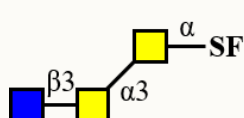
CBO421



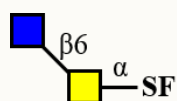
CBO422



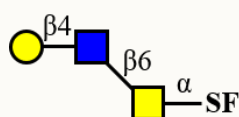
CBO500



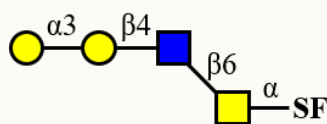
CBO501



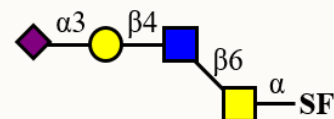
CBO600



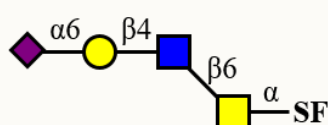
CBO601



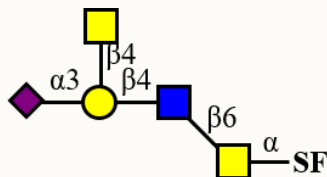
CBO602



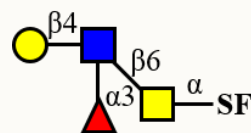
CBO603



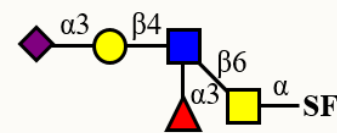
CBO604



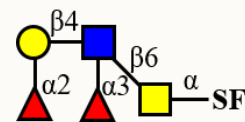
CBO605



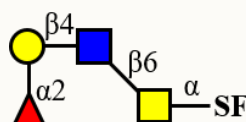
CBO606



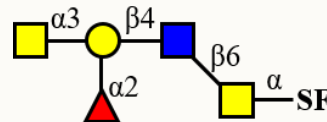
CBO607



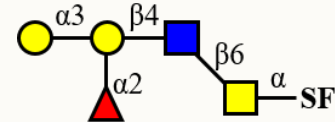
CBO608



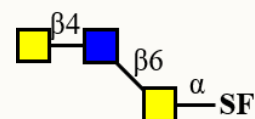
CBO609



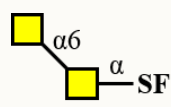
CBO610



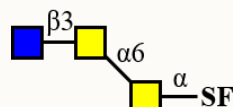
CBO611



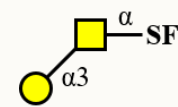
CBO612



CBO700



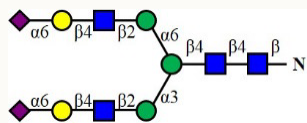
CBO701



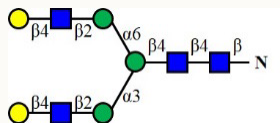
CBO800

12 Important Glycans

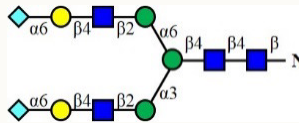
12.8 Tandem epitope Glycans



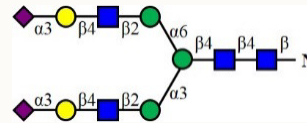
CBTE001



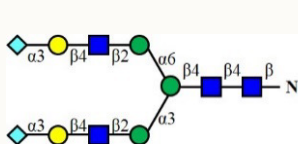
CBTE002



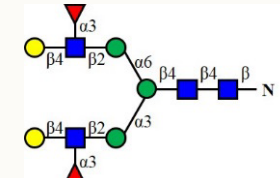
CBTE003



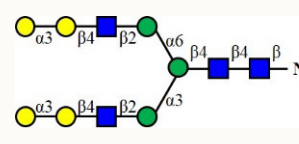
CBTE004



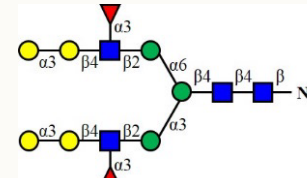
CBTE005



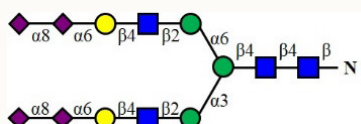
CBTE006



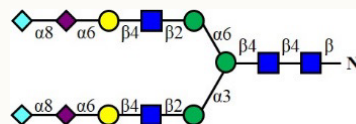
CBTE007



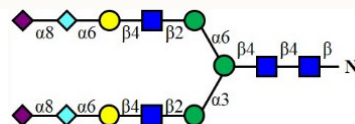
CBTE008



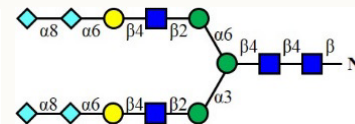
CBTE009



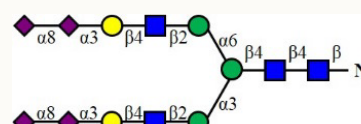
CBTE010



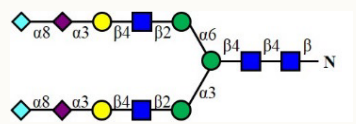
CBTE011



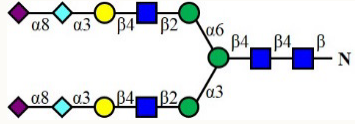
CBTE012



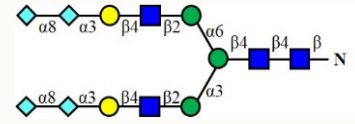
CBTE013



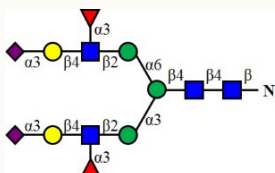
CBTE014



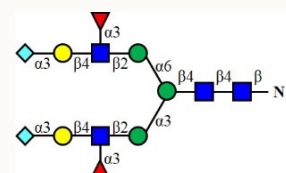
CBTE015



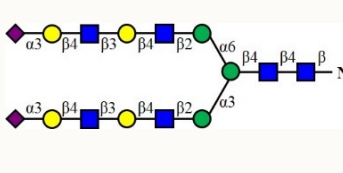
CBTE016



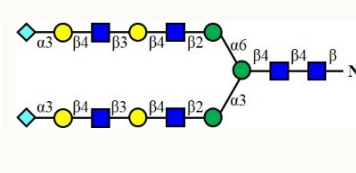
CBTE017



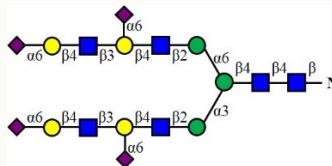
CBTE018



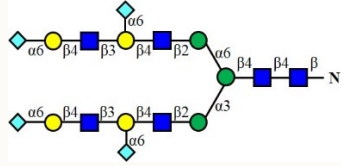
CBTE019



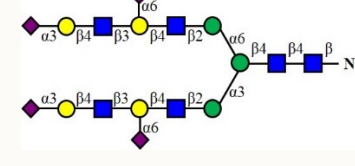
CBTE020



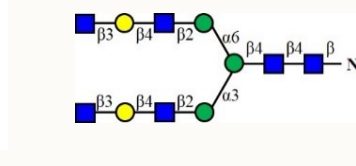
CBTE021



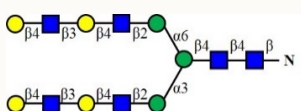
CBTE022



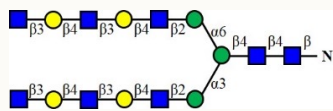
CBTE023



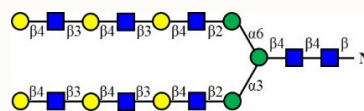
CBTE024



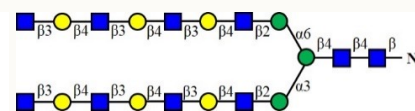
CBTE025



CBTE026



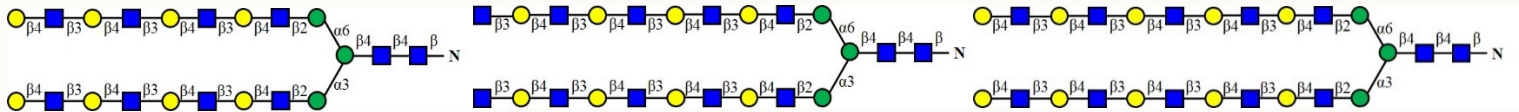
CBTE027



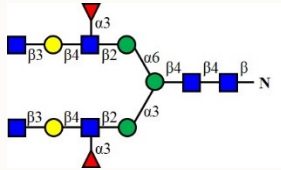
CBTE028

12 Important Glycans

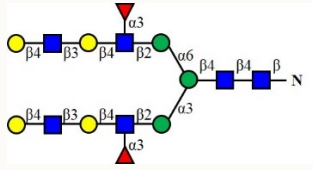
12.8 Tandem epitope Glycans



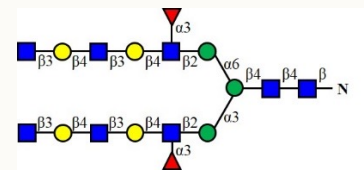
CBTE029



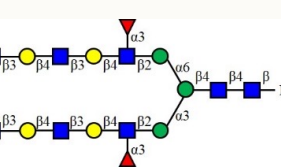
CBTE030



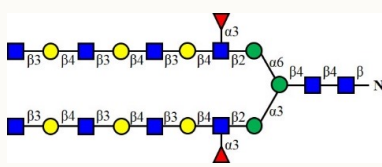
CBTE031



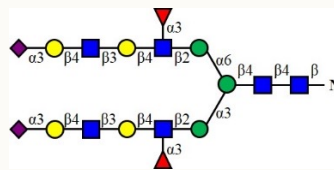
CBTE032



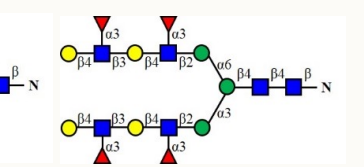
CBTE033



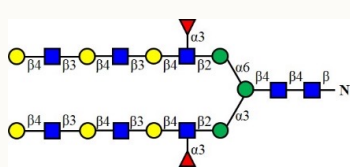
CBTE034



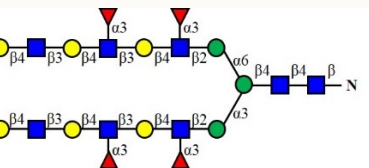
CBTE035



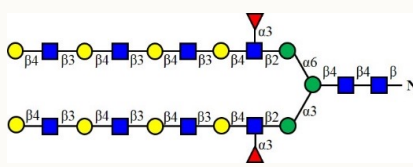
CBTE036



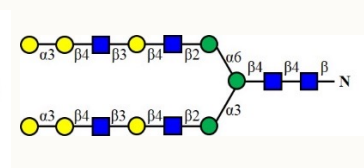
CBTE037



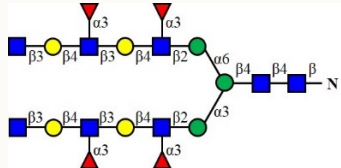
CBTE038



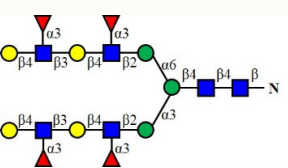
CBTE039



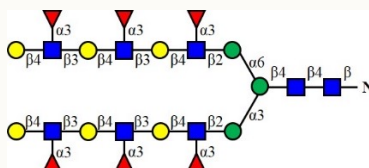
CBTE040



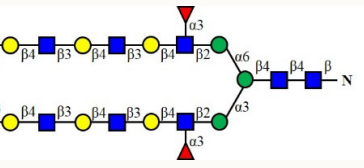
CBTE041



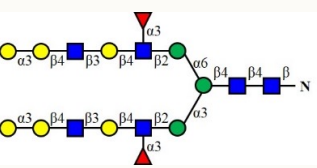
CBTE042



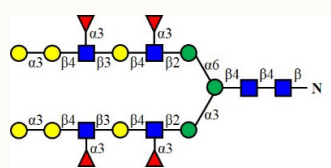
CBTE043



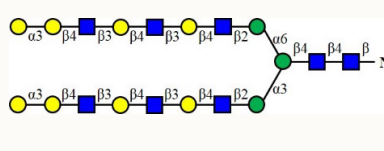
CBTE044



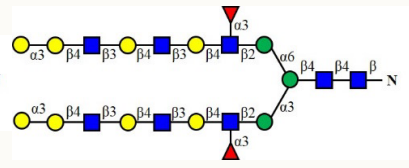
CBTE045



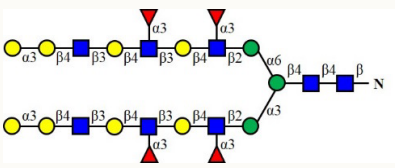
CBTE046



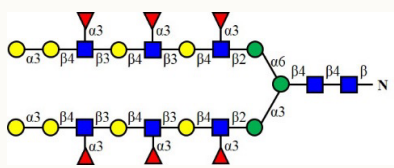
CBTE047



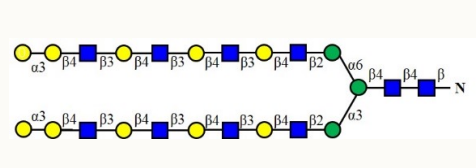
CBTE048



CBTE049




CBTE050



12 Important Glycans

12.9 Blood Group Antigens

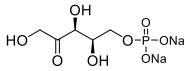
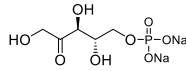
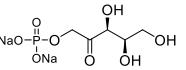
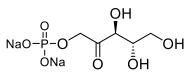
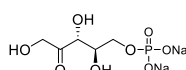
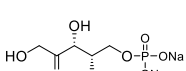
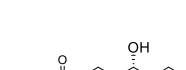
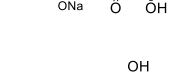




13

Ketoses and Phosphorylated Ketopentoses

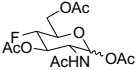
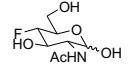
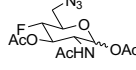
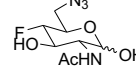
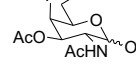
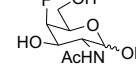
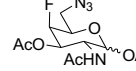
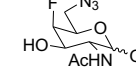
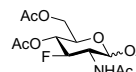
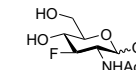
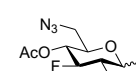
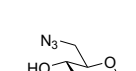
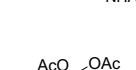
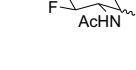
Catalog	CAS#	Structure	M.F	M.W	Name	Synonyms	Purity	Package
CBRAR001	2042-27-5		C ₅ H ₁₀ O ₅	150.13	L-Ribulose	L-erythro-Pentulose	Min 97%	mg to g
CBRAR002	551-84-8		C ₅ H ₁₀ O ₅	150.13	D-Xylulose		Min 98%	mg to g
CBRAR003	87-81-0		C ₆ H ₁₂ O ₆	180.16	D-Tagatose		Min 98%	mg to Kg
CBRAR004	527-50-4		C ₅ H ₁₀ O ₅	150.13	L-Xylulose		Min 98%	mg to g
CBRAR005	488-84-6		C ₅ H ₁₀ O ₅	150.13	D-Ribulose	D-Adonose	Min 98%	mg to g
CBRAR006	3615-56-3		C ₆ H ₁₂ O ₆	180.16	D-Sorbose	D-Xylo-hexulose	Min 98%	mg to Kg
CBRAR007	551-68-8		C ₆ H ₁₂ O ₆	180.16	D-Psicose		Min 98%	mg to g
CBRAR008	17598-82-2		C ₆ H ₁₂ O ₆	180.16	L-Tagatose		Min 98%	mg to g
CBRAR009	7776-48-9		C ₆ H ₁₂ O ₆	180.16	L-Fructose		Min90%	mg to g
CBRAR010	16354-64-6		C ₆ H ₁₂ O ₆	180.16	L-Psicose		Min98%	mg to g
CBRAR011	14807-05-7		C ₆ H ₁₂ O ₅	164.16	L-rhamnulose		Min98%	mg to g
CBRAR012	13074-08-3		C ₆ H ₁₂ O ₅	164.16	L-fuculose		Min 98%	mg to g

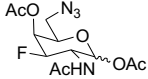
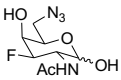
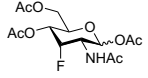
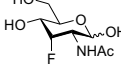
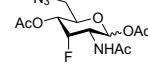
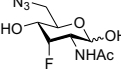
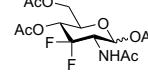
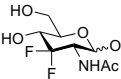
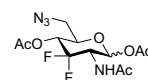
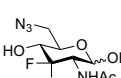
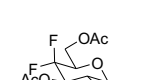
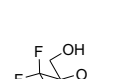
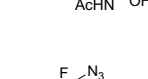
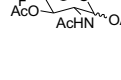
Catalog	CAS#	Structure	M.F	M.W	Name	Synonyms	Purity	Package
CBRPK001	105931-44-0 138482-70-9		C ₅ H ₉ Na ₂ O ₈ P	274.07	D-Xylulose 5-Phosphate disodium salt		Min 80%	mg to g
CBRPK002	2922-69-2		C ₅ H ₉ Na ₂ O ₈ P	274.07	L-Ribulose 5-Phosphate disodium salt		Min 95%	mg to g
CBRPK003	63323-91-1		C ₅ H ₉ Na ₂ O ₈ P	274.07	D-Xylulose 1-Phosphate disodium salt		Min 95%	mg to g
CBRPK004			C ₅ H ₉ Na ₂ O ₈ P	274.07	L-Ribulose 1-Phosphate disodium salt		Min 95%	mg to g
CBRPK005			C ₅ H ₉ Na ₂ O ₈ P	274.07	D-Ribulose 5-Phosphate disodium salt		Min 95%	mg to g
CBRPK006			C ₅ H ₉ Na ₂ O ₈ P	274.07	L-Xylulose 5-Phosphate disodium salt		Min 95%	mg to Kg
CBRPK007			C ₅ H ₉ Na ₂ O ₈ P	274.07	D-Ribulose 1-Phosphate disodium salt		Min 95%	mg to g
CBRPK008			C ₅ H ₉ Na ₂ O ₈ P	274.07	L-Xylulose 1-Phosphate disodium salt		Min 95%	mg to g

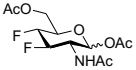
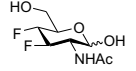
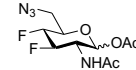
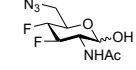
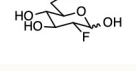


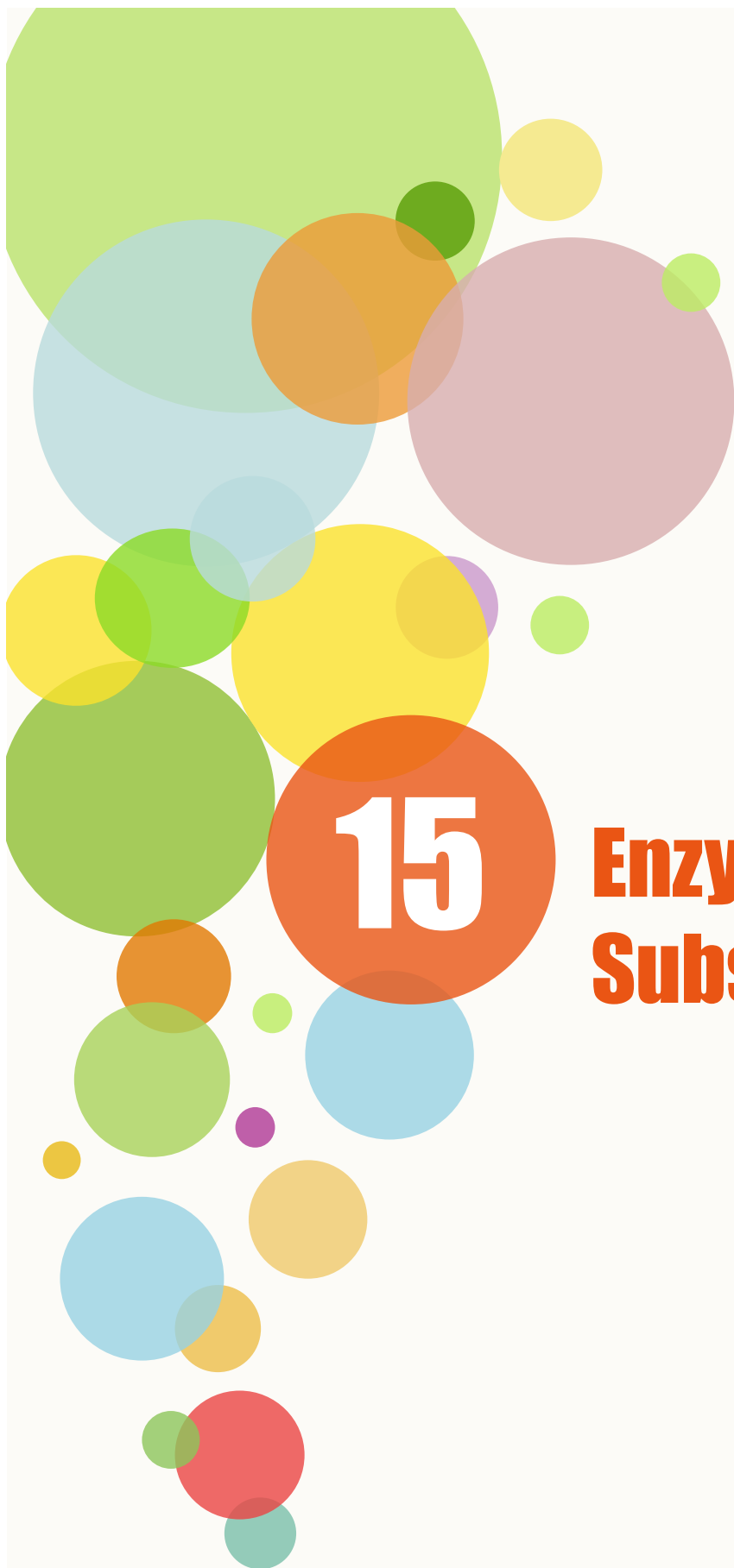
14

Fluorinated Compounds

Catalog	CAS#	Structure	M.F	M.W	Name	Purity	Package
CBFNC00001	116049-57-1		C ₁₄ H ₂₀ FNO ₈	349.31	2-Acetamido-4-fluoro-1,3,6-tri-O-acetyl-2,4-dideoxy-D-glucopyranose	Min 95%	mg to Kg
CBFNC00002	129728-87-6		C ₈ H ₁₄ FNO ₅	223.20	2-Acetamido-4-fluoro-2,4-dideoxy-D-glucopyranose	Min 95%	mg to Kg
CBFNC00003			C ₁₂ H ₁₇ FN ₄ O ₆	332.29	2-Acetamido-6-azido-1,3-di-O-acetyl-4-fluoro-2,4,6-trideoxy-D-glucopyranose	Min 95%	mg to Kg
CBFNC00004			C ₈ H ₁₃ FN ₄ O ₄	248.21	2-Acetamido-6-azido-4-fluoro-2,4,6-trideoxy-D-glucopyranose	Min 95%	mg to Kg
CBFNC00005	120664-90-6		C ₁₄ H ₂₀ FNO ₈	349.31	2-acetamido-1,3,6-tri-O-acetyl-2,4-dideoxy-4-fluoro-D-galactopyranose	Min 95%	mg to Kg
CBFNC00006	129728-92-3		C ₈ H ₁₄ FNO ₅	223.20	2-Acetamido-4-fluoro-2,4-dideoxy-D-galactopyranose	Min 95%	mg to Kg
CBFNC00007			C ₁₂ H ₁₇ FN ₄ O ₆	332.29	2-acetamido-1,6-di-O-acetyl-6-azido-2,4,6-trideoxy-4-fluoro-D-galactopyranose	Min 95%	mg to Kg
CBFNC00008			C ₈ H ₁₃ FN ₄ O ₄	248.21	2-Acetamido-6-azido-4-fluoro-2,4,6-trideoxy-D-galactopyranose	Min 95%	mg to Kg
CBFNC00009	149033-48-7		C ₁₄ H ₂₀ FNO ₈	349.31	2-Acetamido-1,4,6-Tri-O-Acetyl-2,3-Dideoxy-3-Fluoro-D-Glucopyranose	Min95%	mg to Kg
CBFNC00010	149033-47-6		C ₈ H ₁₄ FNO ₅	223.20	2-Acetamido-3-fluoro-2,3-dideoxy-D-glucopyranose	Min95%	mg to Kg
CBFNC00011			C ₁₄ H ₁₇ FN ₄ O ₆	332.29	2-Acetamido-6-azido-1,4-di-O-Acetyl-2,3,6-trideoxy-3-Fluoro-D-Glucopyranose	Min95%	mg to Kg
CBFNC00012			C ₈ H ₁₃ FN ₄ O ₄	223.20	2-Acetamido-6-azido-3-fluoro-2,3,6-trideoxy-D-glucopyranose	Min 95%	mg to Kg
CBFNC00013	1616958-99-6; 1616950-00-2		C ₁₄ H ₂₀ FNO ₈	349.31	2-acetamido-1,4,6-tri-O-acetyl-2,3-dideoxy-3-fluoro-D-galactopyranose	Min95%	mg to Kg
CBFNC00014			C ₈ H ₁₄ FNO ₅	223.20	2-acetamido-2,3-dideoxy-3-fluoro-D-galactopyranose	Min95%	Mg to Kg

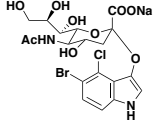
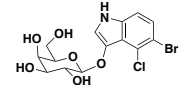
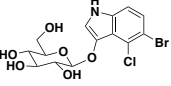
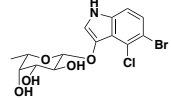
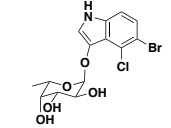
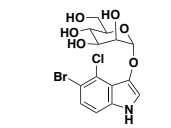
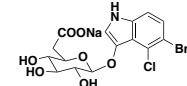
Catalog	CAS#	Structure	M.F	M.W	Name	Purity	Package
CBFNC00015			C ₁₂ H ₁₇ FN ₄ O ₆	332.29	2-acetamido-6-azido-1,4-di-O-acetyl-2,3,6-trideoxy-3-fluoro-D-galactopyranose	Min 95%	mg to Kg
CBFNC00016			C ₈ H ₁₃ FN ₄ O ₄	248.21	2-acetamido-6-azido-2,3,6-trideoxy-3-fluoro-D-galactopyranose	Min 95%	mg to Kg
CBFNC00017			C ₁₄ H ₂₀ FNO ₈	349.31	2-Acetamido-1,4,6-Tri-O-Acetyl-2,3-Dideoxy-3-ax-Fluoro-D-Glucopyranose	Min 95%	mg to Kg
CBFNC00018			C ₈ H ₁₄ FNO ₅	223.20	2-Acetamido-3-ax-fluoro-2,3-dideoxy-D-glucopyranose	Min 95%	mg to Kg
CBFNC00019			C ₁₂ H ₁₇ FN ₄ O ₆	332.29	2-Acetamido-6-azido-1,4-di-O-Acetyl-2,3,6-trideoxy-3-ax-Fluoro-D-Glucopyranose	Min 95%	mg to Kg
CBFNC00020			C ₈ H ₁₃ FN ₄ O ₄	248.21	2-Acetamido-6-azido-3-ax-fluoro-2,3,6-trideoxy-D-glucopyranose	Min 95%	mg to Kg
CBFNC00021			C ₁₄ H ₁₉ F ₂ NO ₈	367.30	2-Acetamido-1,4,6-Tri-O-Acetyl-2,3-Dideoxy-3-di-Fluoro-D-Glucopyranose	Min 95%	mg to Kg
CBFNC00022	150659-12-4		C ₈ H ₁₃ F ₂ NO ₅	241.19	2-Acetamido-2,3-Dideoxy-3-di-Fluoro-D-Glucopyranose	Min 95%	mg to Kg
CBFNC00023			C ₁₂ H ₂₀ F ₂ N ₄ O ₄	350.28	2-Acetamido-6-azido-1,4-di-O-Acetyl-2,3,6-trideoxy-3-di-Fluoro-D-Glucopyranose	Min95%	mg to Kg
CBFNC00024			C ₈ H ₁₂ F ₂ N ₄ O ₄	266.20	2-Acetamido-6-azido-2,3,6-trideoxy-3-di-Fluoro-D-Glucopyranose	Min95%	mg to Kg
CBFNC00025	129729-00-6		C ₁₄ H ₁₉ F ₂ NO ₈	367.30	2-acetamido-1,3,6-tri-O-acetyl-2,4-dideoxy-4-di-fluoro-D-hexopyranose	Min95%	mg to Kg
CBFNC00026	475639-59-9		C ₈ H ₁₃ F ₂ NO ₅	241.19	2-acetamido-2,4-dideoxy-4-di-fluoro-D-hexopyranose	Min 95%	mg to Kg
CBFNC00027			C ₁₂ H ₁₆ F ₂ N ₄ O ₈	350.28	2-acetamido-6-azido-1,3-di-O-acetyl-2,4,6-trideoxy-4-di-fluoro-D-hexopyranose	Min95%	mg to Kg
CBFNC00028			C ₈ H ₁₂ F ₂ N ₄ O ₄	266.20	2-acetamido-6-azido-2,4,6-trideoxy-4-di-fluoro-D-hexopyranose	Min95%	Mg to Kg

Catalog	CAS#	Structure	M.F	M.W	Name	Purity	Package
CBFNC00029	2025353-18-6		C ₁₂ H ₁₇ F ₂ NO ₆	309.27	2-Acetamido-1,6-di-O-acetyl-2,3,4-trideoxy-3,4-di-Fluoro-D-Glucopyranose	Min 95%	mg to Kg
CBFNC00030			C ₈ H ₁₃ F ₂ NO ₄	225.29	2-Acetamido-2,3,4-trideoxy-3,4-di-Fluoro-D-Glucopyranose	Min 95%	mg to Kg
CBFNC00031			C ₁₀ H ₁₄ F ₂ N ₄ O ₄	349.31	2-Acetamido-1,4,6-Tri-O-Acetyl-2,3-Dideoxy-3-ax-Fluoro-D-Glucopyranose	Min 95%	mg to Kg
CBFNC00032			C ₈ H ₁₂ F ₂ N ₄ O ₃	250.21	2-Acetamido-6-azido-2,3,4,6-tetradideoxy-3,4-di-Fluoro-D-Glucopyranose	Min 95%	mg to Kg
CBFNC00033	29702-43-0, 86783-82-6		C ₆ H ₁₁ FO ₅	182.15	2-Deoxy-2-Fluoro-D-Glucose	Min98%	mg to Kg



15

Enzyme Substrates

Catalog	CAS#	Structure	M.F	M.W	Name	Purity	Package
CBES001	160369-85-7		$C_{19}H_{21}BrClN_2O_9Na$	559.72	5-Bromo-4-chloro-3-indolyl N-acetyl- α -D-neuraminic acid sodium salt; X-NANA.Na; X-NeuNAc.Na	Min 98%	mg to Kg
CBES002	7240-90-6		$C_{14}H_{15}BrClNO_6$	408.63	5-Bromo-4-chloro-3-indolyl β -D-galactoside; X-Gal	Min 98%	mg to Kg
CBES003	15548-60-4		$C_{14}H_{15}BrClNO_6$	408.63	5-Bromo-4-chloro-3-indolyl β -D-glucopyranoside; X-Glc	Min 98%	mg to Kg
CBES004	171869-92-4		$C_{14}H_{15}BrClNO_5$	392.63	5-Bromo-4-chloro-3-indolyl- α -L-fucopyranoside; X-alpha-L-Fuc	Min 98%	mg to Kg
CBES005	125328-84-9		$C_{14}H_{15}BrClNO_5$	392.63	5-Bromo-4-chloro-3-indolyl- β -L-fucopyranoside; X-beta-L-Fuc	Min98%	mg to Kg
CBES006	125229-64-3		$C_{14}H_{15}BrClNO_6$	408.63	5-Bromo-4-chloro-3-indolyl α -D-mannopyranoside; X-Man	Min98%	mg to Kg
CBES007	129541-41-9		$C_{14}H_{12}BrClNO_6Na$	444.59	5-Bromo-4-chloro-3-indolyl β -D-glucuronide sodium salt; X-Glucuronide	Min98%	mg to Kg



16

Isotope label compounds

Catalog	CAS#	Structure	M.F	M.W	Name	Purity	Package
CBPE001	1637653-66-7		C ₂₄ H ₂₆ D ₅ N ₃ O ₄	430.56	IDUA-IS	Min 98%	mg to Kg
CBPE002	1447799-45-2		C ₂₇ H ₃₂ D ₅ N ₃ O ₅	488.64	GLA-IS	Min 98%	mg to Kg
CBPE003	1135481-74-1		C ₂₈ H ₃₄ BrD ₅ N ₃ O ₅	502.67	GAA-IS	Min 98%	mg to Kg
CBPE004			C ₂₄ H ₄₀ D ₇ NO ₃	404.69	ASM-IS	Min 98%	mg to Kg
CBPE005			C ₂₅ H ₄₄ D ₅ NO ₃	416.70	GALC-IS	Min98%	mg to Kg
CBES006			C ₂₃ H ₃₈ D ₇ NO ₃	390.66	ABG-IS	Min98%	mg to Kg
CBPE007			C ₃₃ H ₄₀ D ₅ N ₃ O ₁₀	444.59	I2S-IS	Min98%	mg to Kg
CBPE008			C ₃₆ H ₄₇ D ₅ N ₄ O ₉	689.86	GALNS-IS	Min98%	mg to Kg
CBMW001			C ₁₀ H ₁₄ D ₄ N ₂ O ₅ S	282.35	Glutamylmethionine d4	Min98%	mg to Kg
CBMW002			C ₁₄ H ₁₀ D ₈ N ₂ O ₅	302.36	Glutamylphenylalanine d8	Min98%	mg to Kg
CBMW003			C ₁₀ H ₁₄ D ₄ N ₂ O ₅ S	282.35	Met Glu d4	Min98%	mg to Kg
CBMW004			C ₁₂ H ₁₁ D ₆ N ₅ O ₅	317.33	2-(Dimethylamino)guanosine-d6	Min98%	mg to Kg
CBMW005			C ₅ H ₅ D ₅ N ₂ O ₃	151.18	L-Glutamine-2,3,3,4,4-d5	Min98%	mg to Kg

Catalog	CAS#	Structure	M.F	M.W	Name	Purity	Package
CBMW006			$^{13}\text{C}_3\text{H}_2\text{Na}_2\text{O}_6\text{P}$	213.97	$^{13}\text{C}_3$ glycerol 3-phosphate disodium salt	Min 98%	mg to Kg
CBMW007			$^{13}\text{C}_3\text{H}_8\text{O}_{10}\text{P}_2$	269.01	2,3-DPG- $^{13}\text{C}_3$ sodium salt	Min 98%	mg to Kg
CBMW008			$^{13}\text{C}_3\text{H}_2\text{Na}_2\text{O}_6\text{P}$	213.97	$^{13}\text{C}_3$ Glyceraldehyde 3-phosphate	Min 98%	mg to Kg
CBMW009			$^{13}\text{C}_6\text{H}_6\text{O}_9\text{P}$	259.03	$^{13}\text{C}_6$ Glucopyranosyl 1-phosphate dipotassium salt hydrate	Min 98%	mg to Kg
CBMW010			$^{13}\text{C}_4\text{H}_2\text{O}_5$	134.02	Oxaloacetic Acid- $^{13}\text{C}_4$	Min98%	mg to Kg
CBMW011			$\text{C}_{16}\text{H}_{28}\text{D}_5\text{NO}$	260.48	Hexadecanamide-d5	Min98%	mg to Kg
CBMW012			$\text{C}_6^{13}\text{C}_5\text{H}_{15}\text{N}_2\text{O}$	260.21	Gamma-Glu-leu $^{13}\text{C}_5$	Min98%	mg to Kg
CBMW013			$\text{C}_{18}\text{H}_{29}\text{D}_4\text{NO}$	283.49	9Z, 12Z-octadecadienamide d4	Min98%	mg to Kg
CBMW014			$\text{C}_{17}\text{H}_{14}\text{D}_5\text{N}_5\text{O}_3$	346.40	L-His-L-TRP d5	Min98%	mg to Kg
CBMW015			$\text{C}_5^{13}\text{C}_3\text{H}_{12}\text{N}_4\text{O}_2$	199.19	Caffeine $^{13}\text{C}_3$	Min98%	mg to Kg
CBMW016			$\text{C}_{13}^{13}\text{C}_5\text{H}_{27}\text{NO}$	278.38	Oleamide $^{13}\text{C}_5$	Min98%	mg to Kg

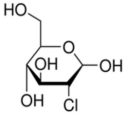
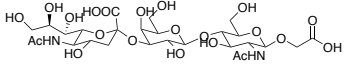
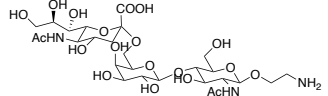
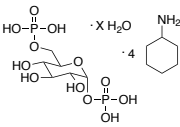
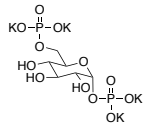


17

New Products

17

New Products


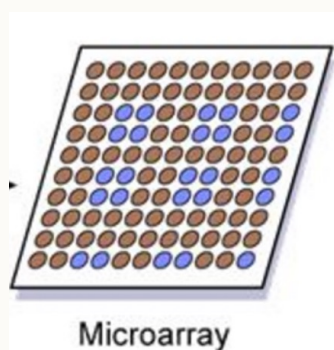
Catalog	CAS#	Structure	M.F	M.W	Name	Purity	Pack age
CBNP001	14685-79-1		$C_6H_{11}ClO_5$	198.60	2-Chloro-2-deoxy-D-glucose	Min 98%	mg to Kg
CBNP002			$C_{27}H_{44}N_2O_{21}$	732.64	Neu5Acα(2,3)Galβ(1,4)GlcNAc-β-acetic acid	Min98%	mg to Kg
CBNP003			$C_{27}H_{47}N_3O_{19}$	717.68	Neu5Acα(2,6)Galβ(1,4)GlcNAc-β-ethylamine	Min98%	mg to Kg
CBNP004	71662-13-0		$C_6H_{14}O_{12}P_2 \cdot 4C_6H_{13}N \cdot xH_2O$	736.81 (anhydrous basis)	α-D-Glucose 1,6-bisphosphate tetra(cyclohexylammonium) salt hydrate	Min95%	mg to Kg
CBNP005	91183-87-8		$C_6H_{10}K_4O_{12}P_2 \cdot xH_2O$	492.48 (anhydrous basis)	α-D-Glucose 1,6-bisphosphate potassium salt hydrate	Min95%	mg to kg



18

Glyco Microarray

Glycan microarrays are small devices capable of presenting a large number of carbohydrate probes, which can use to test the binding characteristics of antibodies, proteins, bacteria, cell cultures, or other potential biological samples. They provide a powerful tool for rapid biomarker discovery, vaccine production, and IVD technology.



Custom Glyco Microarrays Would be provide based on our Glycans Libraries